

# DC Timer

**Trabon® DC Timer Controls centralized on-board lubrication systems for mobile equipment. Assures lubrication at predetermined intervals.**

## DESCRIPTION

The Trabon DC Timer is a compact, solid-state 12 to 32 VDC unit that signals the pump when it's time to start a lubrication cycle.

The time between cycles can be set at any one of eight intervals from 1 to 18 minutes by turning a pointer on the timer's face-mounted dial.

The timer also features an elapsed time memory to assure prompt resumption of the interval timing when the equipment is restarted after shutdown.

## FEATURES / BENEFITS

- Solid-state technology, combined with multiple-level protection, ensures dependable performance. DC Timer components are coated to protect them against moisture and meld them more solidly into a single unit that resists vibration.
- Easy interval selection “tunes” the on-board lubrication system’s output to meet changing environmental conditions. Interval can be changed simply by moving the pointer on the DC Timer dial.
- Memory capability assures lube protection – particularly when equipment is engaged in start and stop operations and when ignition is turned off during stops.
- The manual run button facilitates start-ups, filling or purging lines and lube points, as well as testing for integrity of the lube distribution lines.
- Very simple to install, the DC Timer requires just four mounting screws and connection of five wires.



## APPLICATIONS

The DC Timer can be used on any equipment which has 12-32 VDC as an available power source. This can include mobile equipment, remote stationary equipment, or other industrial equipment.

Because of its memory feature, the DC Timer can be used with equipment that is operated at intermittent intervals and still assure proper lubrication as scheduled when the orange wire is connected to a constant 12-32 VDC power source (see installation).

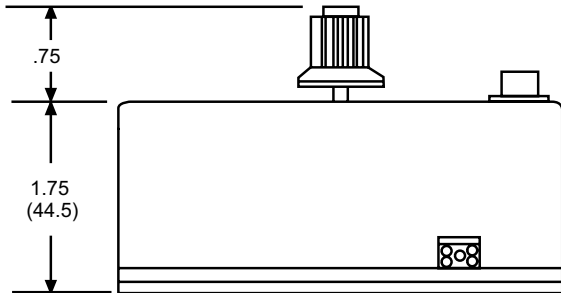
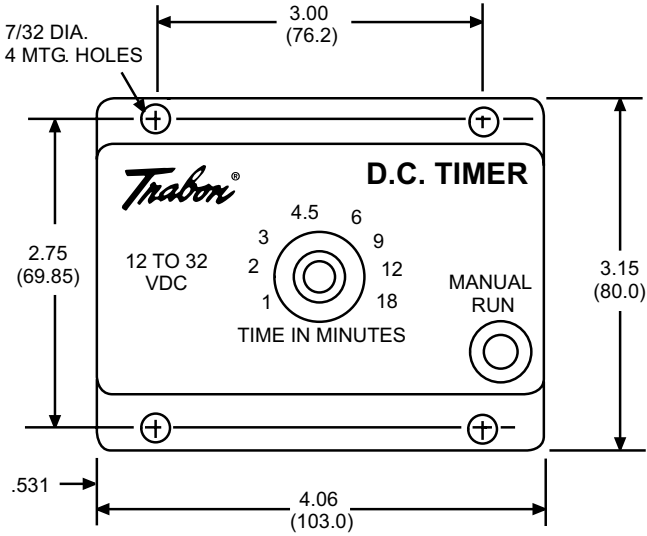
Typical applications include front end loaders, scrapers, cranes, haul trucks, shovels, draglines, paving equipment, drill rigs, etc. Also used on stationary equipment when access to A.C. power is not readily available.

## OPERATION

The DC Timer can be set to initiate lubrication cycles at any one of eight intervals from 1 to 18 minutes. The manual run button will initiate 1 cycle with a 30 second “On” time.

The timer keeps track of the minutes as they go by. When the predetermined time has elapsed, the timer signals the battery or ignition-powered solenoid to activate the pump and begin a lubrication cycle. If ignition is turned off while waiting for the next lube application, the timer memory “holds” the count until power is restored.

## DIMENSIONS Inches / (mm)

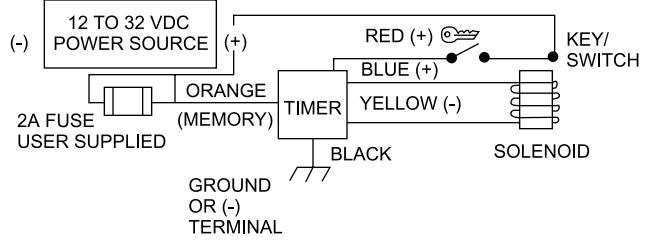


| SPECIFICATIONS       |  |
|----------------------|--|
| Electrical           | 12-32 VDC  |
| On Time              | 30 seconds   |
| Output Load          | 1.3 amps resistive Max   |
| Temperature Range    |  |
| Operating            | -50°F-180°F (-45°C-82°C)   |
| Storage              | -67°F-185°F (-55°C-85°C)   |
| Enclosure            | High Impact Plastic  |
| Component Technology | Solid-State  |
| Cycle Frequency      | Adjustable, 8 intervals, 1-18 minutes<br>Manual Run, 30 second On Time |

## INSTALLATION

Recommended installation is in a protected but readily accessible and visible location (ex: inside the operator's compartment). The timer backing plate has four 7/32" dia. holes for No.10 mounting screws. A 5-strand, 18 gauge 20" wire harness is provided.

### TIMER HOOK UP FOR (-) NEG. GND. (AS SHOWN)



After mounting, connect the blue and yellow leads to the contacts on the solenoid. Then connect the red lead to the positive side of the ignition/switch, the orange (memory) lead to the battery positive terminal, and the black lead to the ground. It is recommended that the user install a 2 Amp fuse in the orange memory wire.

Then with the ignition/switch "on," set the pointer to the interval desired for actual operation. Push the manual run button and the timer will initiate 1 cycle with a 30 second "On" time.

## ORDERING INFORMATION

| Description | Part No. | Old Part No. |
|-------------|----------|--------------|
| DC Timer    | 557925   | 550-200-040  |

### Look to GRACO, INC., for all of your Centralized Lubrication System needs.

#### Products include:

**DIVIDER VALVES:** for oil and grease...to 7500 PSI... 1 to 24 points from a single valve assembly...up to 256 points from a Master/Secondaries circuit...or systems that handle an entire plant.

**PUMPS:** fixed and variable displacement...manual and air, hydraulic, electric motor or mechanically driven.

**TIMERS/AUTOMATIC CONTROLS:** from simple on/off to complete flow and pressure monitoring, either timer-or machine-actuated.

**ACCESSORY VALVES:** balancing, check and flow.

**INDICATORS:** performance and broken line.

**ACCESSORIES:** fittings, brackets, clamps, filters and strainers.

Contact us today!

To receive product information or talk with a Graco representative, call 800-533-9655 or visit us online at [www.graco.com](http://www.graco.com).

