




STARTER STRIP PLUS SHINGLE


GOES ON RIGHT - RIGHT AWAY

Owens Corning® Starter Strip Plus shingle helps save time by eliminating the need for cutting shingle tabs to create a starter row. It's a component of the Owens Corning® Total Protection Roofing System®.



1. Starter Strip Plus is packaged two pieces per shingle, 16 shingles per bundle, 105 lineal feet.

2. Perforation down the center allows for easy separation.



3. Once apart, the Starter Strip Plus shingles should be aligned next to one another with the sealant toward the eave.

STARTER STRIP PLUS SHINGLE ADVANTAGES:

Speeds installation and helps improve safety.

Starter Strip Plus shingle eliminates the need to cut off tabs or headlap.

Clean look. Starter Strip Plus shingle provides a machine-cut straight edge at the eave and along the rake.

Saves labor. It's easy for a single person to position Starter Strip shingle on the roof.

Compatibility. Extra-wide starter can be used with most shingles that have an exposure of up to 6" (per Application Instructions on the reverse side).

Improves job quality. Puts the sealant appropriately at the eaves.

Cost savings. There's no need to cut down field shingles to use as a starter strip.

Exceptional bonding strength. Continuous sealant ensures an effective seal between the starter and the first course of shingles.

Convenient. One (1) bundle provides 1 square of material (105 lineal feet of actual coverage).



TOTAL PROTECTION. TOTAL CONFIDENCE.®



SEAL.



DEFEND.



BREATHE.

Application Instructions

Owens Corning® Starter Strip Plus can be used with any shingle that has an exposure of up to 6". Starter Strip shingles cannot be used with Owens Corning® Berkshire®, Woodmoor® or Woodcrest® shingles. Woodstart® Starter Shingles are required to be used with Woodcrest® and Woodmoor® shingles.

Installation of Starter Strip Plus shingle

Starter Strip Plus shingle is designed to be separated into two pieces, and each piece has its own sealant strip. When separated, each starter shingle is 7¾" x 39⅜", and each bundle will cover approximately 105 lineal feet. See Fig. 1.

This starter can be used with shingles that have an exposure of no more than 6", if the exposure is greater than 6", a full starter (15½" x 39⅜") would be required. See Fig. 1.

1. Start first Starter Strip Plus shingle with 6" removed from the rake edge and flush with the drip edge. Starter Strip Plus shingle can extend no greater than ¾" beyond the edge of the eave. Use 5 fasteners placed 2" to 3" from the edge of the eave. See Fig. 2.
2. During application, the installer must ensure that when the starter is applied, the overlaying shingles' end joints do not line up with the starter end joints. End joints must be a minimum of 4" from the overlaying shingle.
3. When installing Owens Corning® Oakridge® shingles for maximum wind warranty, Starter Strip Plus shingles are required along both the eave and rake edge.
4. NOTE: When the Starter Strip Plus shingle is used with 3-tab shingles, the installer must ensure that the end joints and cutouts of the overlying shingles do not line up with the end joints of the Starter Strip Plus shingles below. All end joints and cutouts in the 3-tab shingles must be offset a minimum of 4" from the joints in the Starter Strip Plus shingles. Additionally, the installer must ensure that nails in the Starter Strip Plus shingles are not exposed between the cutouts or located within 2" of an end joint or cutout in the overlying 3-tab shingle.

Product Specifications

Size	15½" x 39⅜" (394 mm x 1000 mm)
Piece Size	7¾" x 39⅜" (197 mm x 1000 mm)
Shingles per Bundle	16
Pieces per Bundle	32 (7¾" x 39⅜" [197 mm x 1000 mm])
Lineal Feet per Bundle	105' (32.0 m)

Applicable Standards and Codes

ASTM D3462

ASTM D3161 (Class F Wind Resistance)

ASTM E108/UL 790 (Class A Fire Resistance)*

Florida Product Approval (FL10674)

Miami-Dade Country Product Approval (09-0915.12)†

PRI ER 1378E01

CSA A123.5**



OWENS CORNING ROOFING AND ASPHALT, LLC

ONE OWENS CORNING PARKWAY
TOLEDO, OHIO, USA 43659

1-800-438-7465 (1-800-GET-PINK®)
www.owenscorning.com/roofing

Pub. No. 1001118-E. Printed in U.S.A. July 2021. THE PINK PANTHER® & © 1964-2021 Metro-Goldwyn-Mayer Studios Inc. All Rights Reserved. The color PINK is a registered trademark of Owens Corning. © 2021 Owens Corning. All Rights Reserved.

(Atlanta, Brookville, Denver, Irving, Jacksonville, Kearny, Medina, Memphis, Minneapolis, Savannah, Summit)

Fig. 1 Starter Strip Plus Shingle

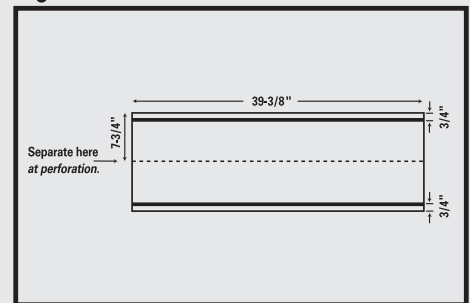
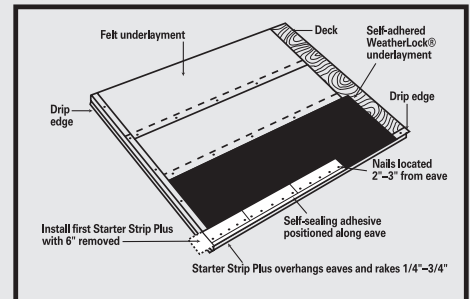


Fig. 2 Starter Strip Plus Shingle Application



Caution

Roof surface may be slippery:

Especially when wet or icy. Use a fall protection system when installing. Wear rubber-soled shoes. Walk with care.

Falling hazard: Secure area below work and materials on roof. Wear a hard hat.

Notice

It is important that attic space be properly ventilated to maintain product performance and to prevent damage from moisture condensation and excessively high attic temperatures. In this regard, FHA and National Building Code Minimum Property Standards must be met.

* Starter Shingles are tested as part of a roof assembly that includes underlayment, wood decking, starter and asphalt roof shingles.

** For products sold in Canada only.

† Applies for all areas that recognize Miami-Dade Product Control Section.

‡ Excludes non-Owens Corning® roofing products such as flashing, fasteners, pipe boots and wood decking.