

ILE Buyer's Guide

A Complete Line of Industrial Lubrication Equipment



PROVEN QUALITY. LEADING TECHNOLOGY.

Go online at www.graco.com/lubrication for:

- Literature
- Instruction Manuals
- Buyer's Guide
- Product Knowledge Exchange
- Distributor Locator
- What's New
- GEDI®

GEDI is the "Graco Extranet Distributor Information" area on our web site where distributors have access to up-to-the-minute pricing, product order and shipping status and order entry. Information is accessed by an account number and a confidential password.

To Find Your Nearest Authorized Graco Lubrication Equipment Distributor

Call: **1-800-533-9655** *(toll free North America)*

Fax: **1-800-533-9656**

Literature Index | Service Manuals | Literature

Table of Contents

Graco Pumps-at-a-Glance	6
Electric Pumps	
G1™	7-9
G3™	10-14
G-Series Pump Accessories	15-16
Modu-Flo®	17
LubeMaster®	18-21
Miniature Meter-Flo®	22-23
Meter-Flo®	24
Injecto-Flo® E0-1 and E0-3	25
Injecto-Flo® II	26-27
Thrif-T-Luber®	28
Maxi-Flo™	29
Pneumatic Pumps	
LubePro™	30-31
Modu-Flo®	32-33
E-Series™	34-35
MSA-10™ and MSA-100™	36
Injecto-Flo® A0-1	37
LubriSystem®	38
Manual Pumps	
Manual Grease Gun	39
PH Pump™	40
LubriSystem®	41
Thrif-T-Luber®	42
Mechanical Pumps	
LubeMaster® Ratchet Drive	43-44
MLS Series™	45
Hydraulic Pumps	
Modu-Flo®	46
Single Line Resistive Metering Devices	
Thrif-T-Luber®	47
Single Line Parallel Metering Devices	
Piston Distributors	48-50
LubriSystem® Injectors	51-52
GL-32™ and GL-43™ Injectors	53-54
GL-33™ and GL-42™ Injectors	55-56
GL-1™, GL-1™ High Corrosion Protection (HCP), GL-1 X™, and GL-1 XL™ Injectors	57-59
GL-11™ Injectors	60
Series Progressive Metering Devices	
Compact Series Progressive (CSP) Valves	61-62
Trabon® USP Mono Block Divider Valve	63
Trabon® MD Mono Block Divider Valve	64
Trabon® MJ Divider Valve	65
Trabon® MSP Divider Valve	66-70
Trabon® MSP Stainless Steel Divider Valve	71-72
Manzel® MHH Divider Valve	73-74
Trabon® MX Divider Valve	75-76
Trabon® MXP Divider Valve	77-78
Trabon® MGO Divider Valve	79-80
Air Oil	
A/O Series™ Valves	81
High Speed Spindl-Gard® Systems	82-83

Table of Contents

General Accessories

Trabon® Spra-Control™ Valve	84
Zone Valves	85
Reset Indicators	86
Automatic Relief Indicators	87
Rupture Indicators	88
Rupture to Atmosphere Indicators	89
Magnetic Visual Indicators	90
Proximity Switches	91
Pressure Switches	92
Broken Line Indicators	93
Filters and Brushes	94
Fittings	95
Pressure Gauges and Check Valves	96
Installation Accessories – Hose, Tubing, Fittings, and Mounting Hardware	97-99

Controllers

GLC 2200™ Controller	100
GLC 4400™ Controller	101
Solid State Timer	102
WMP III Maxi-Monitor®	103

On-Road Mobile Lubrication

Electric Grease Jockey® Pump	104-107
Electric Grease Jockey® Manifolds	108
Electric Grease Jockey® Accessories	109-111
Pneumatic Grease Jockey®	112-114
Universal Trailer Lubrication Kits	115
EZ Greaser® for Trucks and Trailers	116

Off-Road Mobile Lubrication

Dyna-Star® 10:1 Hydraulically Powered Pumps	117-118
Dyna-Star® 5:1 and Fireball 300 50:1	118
G1™ Pump and USP Divider Valve Kits	119
G3 Pump Kits	120

Lubrication Systems

Dyna-Star® HP and HF 24 VDC	121-123
---------------------------------------	---------

Compressor Lubrication

Manzel® Model 25 Lubricator	124-126
Manzel® MBL Box Lubricator	127-133
Manzel® MBL Box Lubricator Accessories	134
Manzel® MB Specialty Box Lubricators	136
Manzel® GBL 7500	137
Manzel® DSL Box Lubricators and Pumps	138-139
Model HP-15 High Pressure	140
Model HP-50 High Pressure Lubricators	141
Manzel® MVB Pumps	142-143

Compressor Lubrication Accessories

Manzel® Lube-Line Alert	144
Pneumatic/Electric Lube Sentry Valve	145
Balancing Valve	146

Index	147-158
-----------------	---------

Graco Pumps-at-a-Glance

Selecting the Right Pump is Easy!

Choose your pump based on the system metering device, power source and fluid type.



= Series Progressive



= Single Line Parallel



= Single Line Resistive

Graco Pump	Metering Device			Power Source						Fluid Type
	SP	SLP	SLR	AC	DC	Pneumatic	Hydraulic	Manual	Mechanical	
Dyna-Star®	•	•		•	•		•			Grease
E-Series™	•					•				Oil or grease
G1™	•			•	•					Oil or grease
G3™	•	•		•	•					Oil or grease
Injecto-Flo®	•	•		•		•				Oil
Injecto-Flo® II		•		•						Oil or fluid grease
LubeMaster®	•			•	•				•	Oil or grease
LubePro™	•	•				•				Oil or grease
LubriSystem®		•				•		•		Oil or grease
Manual Grease Gun	•	•	•					•		Oil or grease
Maxi-Flo®	•			•						Oil
Meter-Flo®	•			•						Oil
Miniature Meter-Flo®	•			•						Oil
Modu-Flo®	•			•	•	•	•			Oil or grease
MSA™	•					•				Oil or grease
PH Pump	•							•		Oil or grease
Thrif-T Luber®			•	•				•		Oil

Electric Pumps

G1™ Pumps

Simple Solution. Sophisticated Results.

Choose the user-friendly Graco G1 Pump where you need a reliable, simple alternative to manual lubrication. Work smarter and get better productivity from your equipment and maintenance staff with G1 Series lubrication pumps.

Features and Benefits

- Choice of 2, 4, or 8 liter reservoirs for oil or grease. Size to match your system needs.
- Connect to DC (12 or 24v) and AC (90-240v) power sources with CPC or DIN-style connectors for easy, no hassle installations
- Available with stirring paddle and wiper arm to keep material from separating. Optional follower plate ensures grease stays level for extreme angle installations.
- G1 comes with one pump element installed that reliably delivers lubricant when you need it
- G1 Standard™ has no internal controller for a low cost solution. G1 Plus™ has built-in on/off timer with optional low level feature that shuts down the pump when empty. Manual run initiates lube cycles on-demand with the option for remote control.

Typical Applications

- On-Road Lubrication
- Off-Road Lubrication
- Series Progressive Lubrication

Lubrication Used

- Oil
- NLGI #000 to NLGI #2

Technical Specifications

Max Pressure	5,100 psi (352 bar)
Power	12 VDC, 24 VDC, 90-240 VAC
Operating Temperature	-40°F to 158°F (-40°C to 70°C)
Reservoir Size2, 4 or 8 liter
Maximum Run Time	30 minutes
Control Options	Standard or Plus
Output per Element /Min	0.25 in ³ (4 cm ³) / min
IP Rating	IP69K
Instruction Manual	332316



G1 Standard



G1 Plus

Electric Pumps

G1™ Pumps and Accessories



G1 Standard

Comes standard with no controller for use with separate or existing machine control for a low cost solution. Capable of sending a low level signal to your external controller or PLC with the low level option.

	Voltage	Reservoir Size			Wiper Arm	Follower Plate	External Low Level	Power Connection	
		2 liter	4 liter	8 liter					
Application	Grease	12 VDC	94G006	94G007	94G008	•		CPC	
			94G009	94G010	94G011	•		•	CPC
			94G079	–	–		•	•	CPC
		24 VDC	94G018	94G019	94G020	•			CPC
			94G021	94G022	94G023	•		•	CPC
			94G036	94G037	94G038	•			DIN
	90-240 VAC	94G039	94G040	94G041	•		•	DIN	
		94G063	94G064	94G065	•			DIN	
		94G066	94G067	94G068	•		•	DIN	
	Oil	24 VDC	94G069	94G070	94G071		•	•	DIN
			94G042	94G043	94G044				DIN
		90-240 VAC	94G045	94G046	94G047			•	DIN
94G072			94G073	94G074				DIN	
		94G075	94G076	94G077		•	DIN		

G1 Standard Power Cables (sold separately)

Part Number	Description	Length
127783	3 wire with CPC connector	15 ft (4.6 m)
16U790	DIN connector	15 ft (4.6 m)

Electric Pumps

G1™ Pumps and Accessories



G1 Plus

Built-in controller with selectable pump on/pump off timer comes with local manual run and password protection. Optional low level sensing and shut-down available, as well as remote manual run when adding the 5 wire CPC cable and remote push button accessories.

	Voltage	Reservoir Size			Wiper Arm	Follower Plate	Remote Manual Run/ Monitor Light*	Low Level	Power Connection	
		2 liter	4 liter	8 liter						
Application	Grease	12 VDC	94G000	94G001	94G002	•			5 Wire CPC	
			94G003	94G004	94G005	•		•	•	5 Wire CPC
		24 VDC	94G012	94G013	94G014	•				5 Wire CPC
			94G015	94G016	94G017	•		•	•	5 Wire CPC
			94G024	94G025	94G026	•				DIN
			94G027	94G028	94G029	•			•	DIN
	90-240 VAC	94G048	94G049	94G050	•				DIN	
		94G051	94G052	94G053	•			•	DIN	
		94G054	94G055	94G056		•		•	DIN	
	Oil	24 VDC	94G030	94G031	94G032					DIN
			94G033	94G034	94G035				•	DIN
		90-240 VAC	94G057	94G058	94G059					DIN
94G060			94G061	94G062				•	DIN	

*Remote Manual Run and External Low Level indication require a 5 wire cable with CPC connector and a Remote Manual Run/Monitoring Light Device to provide external low level indication. Choose part number 571030 for 12 VDC pumps or 571031 for 24 VDC pumps.

G1 Plus Power Cables (sold separately)

Part Number	Description	Length
127783	3 wire with CPC connector	15 ft (4.6 m)
127780	5 wire with CPC connector	15 ft (4.6 m)
127781	5 wire with CPC connector	20 ft (6.1 m)
127782	5 wire with CPC connector	30 ft (9.1 m)
16U790	DIN connector	15 ft (4.6 m)

Electric Pumps

G3™ Pumps

Versatile Design Helps Solve Today's Lubrication Challenges

Temperature changes, changing grease types and challenging installation requirements are no problem for the G3 electric lubrication pump. With its flexible design, including adjustable pump elements and an ability to work with both injector-based and series progressive systems, G3 is a rugged, cost-effective pump designed to serve multiple markets and applications. The pump features three control choices, which means added flexibility for easy lube system set-up, operation and troubleshooting. The pump extends machinery life, reduces operating costs and increases productivity for usage in a wide variety of markets, including in-plant manufacturing, mobile and wind turbines.

Features and Benefits

- Advanced flow dynamics – helps to prevent grease separation
- Load minimizing drive – for longer life
- Adjustable stroke pump – ensures a custom fit
- Five reservoir sizes to select from – provides a custom fit
- The most advanced user controls in its class – allows you to customize for your unique needs

Typical Applications

- On-Road
- Off-Road
- In-Plant Machine and Conveyor Lubrication
- Wind Energy

Lubrication Used

- Oil
- NLGI #000 to NLGI #2

Technical Specifications

Max Pressure5,100 psi (352 bar)
Power	12 VDC, 24 VDC, 90-240 VAC
Operating Temperature	-40°F to 158°F (-40°C to 70°C)
Reservoir Size	2, 4, 8, 12 or 16 liter
Maximum Run Time	30 minutes
Control Options	Standard, Pro or Max
Output per Element /Min	0.12 in ³ , 0.18 in ³ , 0.25 in ³ (2 cm ³ , 3 cm ³ , 4 cm ³)
Certifications/Ratings	CE, ETL*, IP69K
	*Conforms to UL 73, certified to CSA 22.2 No 68-09
Instruction Manual	3A0414

G3 with Data Management System (DMS)

- Simple data transfer to your PC via USB flash drive for further analysis using Excel® or Notepad®
- Provides performance history for lube system events, such as cycle detection, error logs and allows a quick check of lubrication performance to meet your system requirements
- Preferred lube cycle program can be stored and transferred to other G3 pumps in your fleet for quick and accurate repeatability
- Provides you the comfort and security in knowing your pump is being properly maintained and your lube system is protecting your valuable asset



Standard Model



Pro Model



Max Model



Electric Pumps

G3™ Pumps



G3 Standard

Comes standard with no controller for use with separate or existing machine control for a low cost solution. Some models capable of sending a low level signal to your external controller or PLC.

	Voltage	Reservoir Size					Wiper Arm	Follower Plate	External Low Level	Auto-Fill Shutoff	Power Connection	
		2 liter	4 liter	8 liter	12 liter	16 liter						
Application	Grease	12 VDC	96G000	96G038	96G039	–	–	•			CPC	
			96G003	96G044	96G045	–	–	•		•	CPC	
		24 VDC	96G001	96G040	96G041	96G171	96G172	•				CPC
			96G005	96G048	96G049	96G199	–	•		•		CPC
			96G239	96G238	–	–	–	•		• CPC		CPC
			96G006	96G053	96G192	–	–		•	•		CPC
			96G182	96G184	96G189	96G240	96G241	•		•		DIN
			–	96G204	96G205	–	–		•	•		DIN
		96G243	–	–	–	–	•	•	•		DIN	
		90-240 VAC	96G002	96G042	96G043	–	–	•				DIN
	96G007		96G055	96G056	96G057	96G058	•		•		DIN	
	–		–	–	–	96G237	•		•	•	DIN	
	96G008		96G062	–	–	–		•	•		DIN	
	–	96G202	–	–	–	•		• DIN		DIN		
	Oil	24 VDC	96G050	96G051	96G052	–	–			•	CPC	
90-240 VAC		96G059	96G060	96G061	–	–			•	DIN		



G3 Pro

Built-in controller with selectable pump on/pump off timer comes with local manual run and password protection with pre-lube function to initiate lube cycle on start-up. Optional low level sensing, warning and shut-down alarm available as well as remote manual run.

	Voltage	Reservoir Size					M12 Connection for Remote*	Wiper Arm	Follower Plate	Low Level	Power Connection
		2 liter	4 liter	8 liter	12 liter	16 liter					
Application	12 VDC	96G027	96G135	96G136	–	–		•			CPC
		96G033	96G147	96G148	–	–		•		•	5 Wire CPC**
	24 VDC	96G028	96G137	96G138	–	–		•			CPC
		96G011	96G068	96G069	96G247	–	•	•		•	CPC
		96G012	96G073	–	–	–	•		•	•	CPC
		96G034	96G149	96G150	96G163	96G167		•		•	5 Wire CPC**
		–	96G196	–	–	–		•			DIN
		–	–	96G194	–	–			•	•	5 Wire CPC**
	90-240 VAC	96G029	96G139	96G140	–	–		•			DIN
		96G013	96G075	96G076	96G077	96G078		•		•	DIN
96G014		96G082	–	–	–			•	•	DIN	
Oil	24 VDC	96G070	96G071	96G072	–	–	•			•	CPC
	90-240 VAC	96G079	96G080	96G081	–	–				•	DIN

*G3 Pro pumps with the M12 connection for Remote Manual Run/Monitoring Light use the kit with the connecting cable to provide external low level indication. Choose part number 571032 for 12 VDC pumps or 571033 for 24 VDC and AC pumps.

**G3 Pro pumps with the 5 Wire CPC power connection are compatible with a Remote Manual Run/Monitoring Light Device to provide external low level indication. Choose part number 571030 for 12 VDC pumps or 571031 for 24 VDC pumps.

Electric Pumps

G3™ Pumps



G3 SP (Series Progressive)

The G3 SP (Series Progressive) combines the robust, proven design of our G-Series pumps with simple programming and valuable system feedback. The only programming requirements are number of cycles and off time between lube events.

Application	Voltage	Reservoir Size				Wiper Arm	Low Level	Power Connection
		2 liter	4 liter	8 liter	12 liter			
Grease	12 VDC	96G221	96G222	–	–	•	•	5 Wire CPC†
	24 VDC	96G223	96G224	96G225	96G226	•	•	5 Wire CPC†
	90-240 VAC	96G227	96G228	–	–	•		DIN

Note: G3 SP pumps for use in series progressive systems only and require proximity switch with M12 connection.



G3 Max

Built-in controller with selectable pump on/pump off timer has low level warning and shut-down alarm or set up faults to an external alarm. Comes with manual run and password protection with pre-lube function to initiate lube cycle on start-up. Mix and match up to three cycle and pressure switches for custom installations and feedback. Machine count input is ideally suited for inconsistently used equipment. Optional Data Management System™ (DMS) uses a common USB port to quickly configure, store and transfer error log history to Excel® or Notepad® for longer equipment life and performance.

Application	Voltage	Reservoir Size					Number of Cycle/Pressure Input	Machine Count	Vent Valve Output*	DIN Alarm Output**	M12 Connection for Remote***	Wiper Arm	Follower Plate	Low Level	Power Connection	
		2 liter	4 liter	8 liter	12 liter	16 liter										
Grease	12 VDC	96G030	96G141	96G142	–	–	1					•		•	CPC	
		96G021	96G096	96G097	–	–	1-3	•	•	•	•	•		•	DIN	
		96G035	96G151	96G152	–	–	1		•				•		5 Wire CPC†	
		–	96G159	–	–	–	1	•					•		5 Wire CPC†	
	24 VDC	96G031	96G143	96G144	–	–	1						•		CPC	
		96G017	96G088	96G089	–	–	1		•		•		•		CPC	
		96G018	96G090	–	–	–	1		•		•		•		CPC	
		96G036	96G155	96G156	96G164	96G168	1		•				•		5 Wire CPC†	
		96G023	96G103	96G104	96G105	96G106	1-3	•	•	•	•	•		•	DIN	
		96G024	96G113	–	–	–	1-3	•	•	•	•		•		DIN	
		96G178	–	–	–	–	1			•			•		DIN	
		–	96G160	–	–	–	1	•					•		5 Wire CPC†	
	90-240 VAC	96G032	96G145	96G146	–	–	1						•		DIN	
		96G019	96G092	96G093	–	96G166	1		•				•		DIN	
		96G020	96G094	–	–	–	1		•				•		DIN	
		96G025	96G118	96G119	96G120	96G121	1-3	•	•	•	•	•		•	DIN	
		96G026	96G128	96G197	–	–	1-3	•	•	•	•		•		DIN	
		96G037	96G183	–	–	–	1			•			•		DIN	
	Oil	24 VDC	96G107	96G108	96G109	–	–	1-3	•	•	•	•			•	DIN
		90-240 VAC	96G122	96G123	96G124	–	–	1-3	•	•	•	•			•	DIN

*If not connected, use part number 16T854 to cover the Vent Valve Output and maintain IP69K rating.

**The DIN Alarm Output is a dry contact relay which opens or closes when a fault is detected. This relay acts as a switch but supplies no power. It requires external power to energize the circuit when closed. If not connected, use part number 24P731 to cover the DIN connector and maintain IP69K rating.

***G3 Max pumps with the M12 connection for Remote Manual Run/Monitoring Light use the kit with the connecting cable to provide external fault indication. Choose part number 571032 for 12 VDC pumps or 571033 for 24 VDC and AC pumps.

†G3 Max and SP pumps with the 5 Wire CPC power connection are compatible with a Remote Manual Run/Monitoring Light Device to provide external fault indication. Choose part number 571030 for 12 VDC pumps or 571031 for 24 VDC pumps.

Electric Pumps

G3™ Pumps

G3 Max with Data Management System

	Voltage	Reservoir Size					Number of Cycle/ Pressure Input	Machine Count	Vent Valve Output*	DIN Alarm Output**	M12 Connection for Remote***	Wiper Arm	Follower Plate	Low Level	Power Connection	
		2 liter	4 liter	8 liter	12 liter	16 liter										
Application	Grease	12 VDC	-	96G161	-	-	-	1	•						DIN	
			-	96G153	-	-	-	1		•					5 Wire CPC†	
			96G098	96G099	96G100	-	-	1-2	•	•	•	•	•	•	DIN	
			-	-	96G154	-	-	1		•			•			5 Wire CPC†
		24 VDC	96G110	96G111	96G112	-	-	1-2	•	•	•	•	•	•	•	DIN
			96G115	96G116	-	-	-	1-2	•	•	•	•		•	•	DIN
			-	96G162	-	-	-	1	•				•			5 Wire CPC†
			-	96G157	96G158	96G165	96G169	1		•			•			5 Wire CPC†
	90-240 VAC	96G125	96G126	96G127	-	96G235	1-2	•	•	•	•	•	•	•	DIN	
		96G132	96G133	-	-	-	1-2	•	•	•	•		•	•	DIN	
	Oil	12 VDC	-	-	-	96G186	-	1	•				•		•	5 Wire CPC†
			-	96G188	96G195	-	-	1	•				•		•	5 Wire CPC†
		24 VDC	96G190	-	-	-	-	1-2	•	•	•	•	•	•	•	DIN
			96G174	96G175	96G176	-	96G201	1-2	•	•	•	•	•	•	•	DIN

*If not connected, use part number 16T854 to cover the Vent Valve Output and maintain IP69K rating.

**The DIN Alarm Output is a dry contact relay which opens or closes when a fault is detected. This relay acts as a switch but supplies no power. It requires external power to energize the circuit when closed. If not connected, use part number 24P731 to cover the DIN connector and maintain IP69K rating.

***G3 Max pumps with the M12 connection for Remote Manual Run/Monitoring Light use the kit with the connecting cable to provide external fault indication. Choose part number 571032 for 12 VDC pumps or 571033 for 24 VDC and AC pumps.

†G3 Max pumps with the 5 Wire CPC power connection are compatible with a Remote Manual Run/Monitoring Light Device to provide external fault indication. Choose part number 571030 for 12 VDC pumps or 571031 for 24 VDC pumps.

Electric Pumps

G3™ Pumps



G3 Pumps with Auto-Fill Shutoff

Versatile line of G3 Pumps (Standard, Pro, and Max) offered with a factory installed Auto-Fill Shutoff (AFSO). The AFSO feature automatically shuts off lubricant flow from a fill pump to the G3 reservoir once the G3 reservoir is full. The G3 AFSO is based on the same design concept as the Auto-Fill Shutoff offered in conjunction with the robust Electric Dyna-Star product line. Eliminate the need to climb up on equipment to refill an empty reservoir by adding Remote Fill Manifold 77X542 to your system at ground level.

Features and Benefits

- Eliminates Over- or Under-Filling
 - Completely fill the reservoir every time while avoiding costly spills
 - Does not require power to operate
 - Complies with stringent mining regulations where a system must be powered down during fluid refilling
 - Compatible with fast-fill-equipped lubrication trucks
 - Reservoir Full Visual Indication
 - Valve Plate activates a poppet valve, which cuts off grease flow into the reservoir
- Reservoir Full Visual Indication
 - Valve Plate activates a poppet valve, which cuts off grease flow into the reservoir
 - Poppet indicator can incorporate a signal switch for ground level monitoring

	Voltage	G3 Model	Reservoir Size		Number of Cycle/ Pressure Input	Vent Valve Output*	Wiper Arm	Low Level	Power Connection
			4 liter	8 liter					
Application Grease	24 VDC	Standard	96G210	96G213			•	•	DIN
			–	96G217			•	•	5 Wire CPC***
		Pro	96G211	96G214			•	•	5 Wire CPC**
		Max	96G212	96G215	1	•	•	•	5 Wire CPC**
	90-240 VAC	Standard	–	96G207			•	•	DIN
		Pro	–	96G208			•	•	DIN
Max		–	96G209	1	•	•	•	DIN	

*If not connected, use part number 16T854 to cover the Vent Valve Output and maintain IP69K rating.

**G3 Max pumps with the 5 Wire CPC power connection are compatible with a Remote Manual Run/Monitoring Light Device to provide external fault indication. Choose part number 571030 for 12 VDC pumps or 571031 for 24 VDC pumps.

***Low level in CPC.

G3 Auto-Fill Shutoff Field Conversion Kits

571286	G3 AFSO 4L Field Conversion Kit
571287	G3 AFSO 8L Field Conversion Kit
571288	G3 AFSO 12L Field Conversion Kit
571289	G3 AFSO 16L Field Conversion Kit



571287

Electric Pumps

G-Series Pump Packages and Accessories

Ordering Information

G3 Injector Pump Pre-assembled Modules	
17J999	G3 Injector Pump Pre-assembled Module: 8L, 24V, Max, 5 Pin CPC (Alarm, Manual Run, Low Level in the CPC), 2 Pump Elements, Union Kit, Vent Valve, Pressure Switch, Pressure Gage.
17N926	G3 Injector Pump Pre-assembled Module: 16L, 24V, Max, 5 Pin CPC (Alarm, Manual Run, Low Level in the CPC), 2 Pump Elements, Union Kit, Vent Valve, Pressure Switch, Pressure Gage.

Accessories

571041	G3 pump element – the same adjustability as the pump included with G3
24V837	Food and Beverage Upgrade Kit – contains pump element, stainless zerk fitting, and stainless reservoir plugs
571063	Two pump union kit – combines the output of the left and right pumps for larger lubrication needs
571026	Three pump union kit – joins the output of the left, right and center pumps for maximum output
24P296	Two pump union kit for use with pump mounted vent valve
24P295	Three pump union kit for use with pump mounted vent valve
571028	Adjustable return-to-reservoir pressure relief kit – 500 to 3,500 psi (35 to 241 bar)
571036	Protective front cover kit – snaps over the front control panel on Pro and Max G3 models – black
571255	Protective front cover kit – snaps over the front control panel on Pro and Max G3 models – clear
26C029	G1/G3 pump fill cap lanyard
126005	Liquid-filled pressure gauge – 0 to 5,000 psi (0 to 345 bar), 1/4 in (6.4 mm) NPT brass back mount connection
102814	Dry pressure gauge – 0 to 5,000 psi (0 to 345 bar), 1/4 in (6.4 mm) NPT brass bottom mount connection
77X542	Remote-fill port manifold with vent
571030	Remote manual run/monitoring light – 12 VDC
571032	Remote manual run/monitoring light kit – 12 VDC, includes 16 foot M12 cable
571031	Remote manual run/monitoring light – 24 VDC, 90-240 VAC
571033	Remote manual monitoring light run kit – 24 VDC, 90-240 VAC, includes 16 foot M12 cable
571058	Pressure relief-to-atmosphere kit – requires one of the following six pressure relief valves:
563156	Pressure relief valve – 750 psi (52 bar)
563157	Pressure relief valve – 1,000 psi (69 bar)
563158	Pressure relief valve – 1,500 psi (103 bar)
563159	Pressure relief valve – 2,000 psi (138 bar)
563160	Pressure relief valve – 2,500 psi (172 bar)
563161	Pressure relief valve – 3,000 psi (207 bar)
26C030	Pressure relief kit for G3 – 5,000 psi (345 bar), NPT
26C176	Pressure relief kit for G3 – 5,000 psi (345 bar), BSPP
115122	Pressure relief valve to atmosphere, 1/8 in NPT male, 4,000 psi (276 bar)
571070	Pressure relief valve adapter, 1/4 in BSPP
124300	Accessory cable – 16 foot male M12 connector on one end and flying leads on the other end
124333	Accessory cable – 16 foot male M12 connector on one end and female M12 connector on the other end
126331	Accessory cable – 16 foot female M12 on one end and flying leads on the other end
124640	Alarm output accessory cable–DIN connector to flying leads, 6.5 feet
124301	M12 female connector for 6-8 mm cable
124594	M12 4-pin male connector for 6-8 mm cable
124595	M12 4-pin male connector for 8-11 mm cable
125910	G3 Pump mounting bracket
563485	Electronic proximity switch – 12 VDC, 24 VDC or 90-249 VAC. Use to read movement and provide feedback of piston in series progressive divider valve. Includes five foot cable installed into switch with flying leads. Requires purchase of 124594.
24Z283	Solar panel kit. Includes solar panel, battery, battery box with terminal strip, and mounting hardware
B32009	Solar panel stand pole and base kit



Electric Pumps

G-Series Pump Accessories

Accessories (Cont.)

563501	Electronic proximity switch with LED – 24 VDC or 90-240 VAC. Use to read movement and provide feedback and provide feedback in piston of divider valve. Requires a cable with M12 female connection.
17L983	Proximity Switch. MSP/MHH/USP – DC PNP, Solid state, 10-36 VDC, M12 connection
24K415	Cycle indicating proximity switch—designed to work with Graco's USP™, MSP™, and MHH™ series progressive divider valves. Requires purchase of a cable with M12 female connection.
557829	Electronic pressure switch – use to read pressure in an injector-based system. After injectors dispense, G3 will trigger pump shut down and vent. Includes five foot cable installed into switch with flying leads. Requires purchase of 124595.
24K414	Pressure switch – requires purchase of a cable with M12 female connection.
24M644	High capacity fill coupler with quick disconnect and dust cover
556420	Male run tee – 1/4 in (6.4 mm) male x (2) 1/4 in (6.4 mm) female
121474	Female coupler
247886	Manual pump—fits 5 gallon or 35 pound pail
571162	Manual hand pump—use with grease cartridges. Installs into alternative pump element port (part number 571167). Not recommended for pumps with follower plates or three-pump union kits.
571064	Cold temperature fill relief kit—prevents over pressurizing when filling in cold temperatures
571159	G3 pump support bracket for mobile installations—secures 12 and 16 liter reservoirs.
16T854	Vent valve output cover with o-ring, IP69K rated
24P731	DIN power/alarm cover with gasket and screw, IP69K rated
127123	DIN connector, field-wireable, female
17J939	G3 machine count inductive sensor, 12-24 VDC, M12, 5 mm sensing distance



Vent Valve Ordering Information

Direct-Mount Vent Valves for G3 Pumps

G3 pump vent valve kits include adjustable pressure relief, 500-3500 psi (35-241 bar), and mount directly to a G3 pump.

Normally Closed Vent Valves for use with G3 Max pumps			
Voltage	NPT version	BSP version	Power cable
12 VDC	571169	571171	Included
24 VDC	571170	571172	Included
AC pumps	571170	571172	Included

G3 Max AC pumps are 24 VDC internally, so they use 24 VDC accessories, including the vent valve and pressure sensors.

Normally Open Vent Valves for use with G3 Standard pumps			
Voltage	NPT version	BSP version	Power cable
12 VDC	24M478	24M481	24N402
24 VDC	24M479	24M482	24N402
115 VAC	24M480	24M483	16U790*
230 VAC	24N182	24M484	16U790*

*24N351 is alternative patch cable which connects directly to DIN power connection.



Accessories for G3 Standard Systems

24N402	Vent valve power cable—normally open, 12 or 24 VDC valve, Deutsch connector, 6 feet
16U790	Vent valve power cable—normally open, 115 or 230 VAC valve, DIN connector, 15 feet
24N351	Save installation time and money without the need for additional cabling. Patch cable connects vent valves with DIN connection directly to the DIN Pump Power connector.

Electric Pumps

Modu-Flo®

Highly Configurable Pump Solution For Nearly Any Application

The Modu-Flo system is ideal for applications where minimizing downtime is critical. Customizing is easy—just mix and match pumps, reservoirs and manifolds in any configuration to meet most applications. Replace the pump or reservoir, without disconnecting lubrication lines. Electric pumps available for use with AC or DC supply voltage make Modu-Flo the right solution for any automated electric lubrication system.

- Modular system design allows configurations to work in all applications
- Easy to standardize on components and reduce inventory
- Adjustable pump output for fast, convenient customizing

Typical Applications

- Presses and other in plant machines

Lubrication Used

- Oil and Grease up to NLGI #2

Technical Specifications

Output per Stroke	0.024 in ³ (0.4 cm ³)
Motor	24 VDC, 115 VAC
Max Output per Minute	24 VDC - 0.29 in ³ (4.7 cm ³)
.	115 VAC - 0.58 in ³ (9.5 cm ³)
Max Operating Pressure	2,500 psi (172 bar)
Max Run Time	4 Minutes
Operating Temp	20°F to 140°F (-7°C to 60°C)
Operating Environment	24 VDC - Inside/Outside, 115 VAC - Inside Only

Ordering Information

Modu-Flo Pumps	
563356	24 VDC motor, 20 ft connector cable
563346	115 VAC motor, 20 ft connector cable
563333	Pump-to-reservoir manifold, NPT, liquid filled gauge, fill check, outlet check, blowout
563329	Pump-to-reservoir manifold, NPT, w/out hardware or fittings
563355	Pump-to-reservoir manifold, SAE, dry gauge, fill check, outlet check, blowout
563357	Pump-to-reservoir manifold, BSPP, dry gauge, fill check, outlet check, blowout
563324	Pump-to-reservoir manifold, NPT, dry gauge, fill check, outlet check, blowout
563331	Pump-to-reservoir manifold, NPT, dry gauge, fill check, outlet check, tubed blowout
Modu-Flo Spare Parts	
563137	20 ft connector cable for 24 VDC
256778	Modu-Flo pump repair kit
557287	24 VDC gear motor
557285	115 VAC gear motor

See pneumatic Modu-Flo section for a complete list of configurable parts.



Modu-Flo pump shown with grease reservoir

Electric Pumps

LubeMaster®

Built For Severe-duty Environments

The LubeMaster is a rugged pump package designed for demanding applications. The adjustable output and anti-friction drive bearings make it both reliable and efficient. Rugged cast aluminum main body and heavy-duty internal components deliver consistent performance in harsh applications. With several reservoir choices and accessories to choose from, the LubeMaster pump can be easily customized to meet virtually all application needs.

Typical Applications

- Cement plants, paper processing, steel mills and other harsh environments

Typical Fluids Used

- Oil
- Grease up to NLGI #2

Technical Specifications

Cycle Rate	1-175 Strokes per minute
Output Volume per Minute	0.01-8.62 in ³ (0.16-143.41 cm ³)
Max Output Pressure	5,000 psi (340 bar)
Material	Plastic or Metal, Cylindrical
Reservoir Size	Oil - 12 pint, 20 pint, Grease - 12 lb, 20 lb
Motor	115/230 VAC, 230/460 VAC



LM5111

Ordering Information

LubeMaster Pumps	
LM1552	12 pt Plastic Oil Reservoir (562892), Floor-Mounting 60:1 Reduction (563389), Outlet (1/2 HP, 230/460 VAC, 3-Phase, 60 Hz, 1,140 rpm) (557273), Individual Outputs (12 pt Oil, SPDT, 15 amps) (563316)
LM1635	12 pt Plastic Oil Reservoir (562892), Wall-Mounting 60:1 Reduction (563387), Outlet (1/2 HP, 230/460 VAC, 3-Phase, 60 Hz, 1,725 rpm) (557270), 12 pt Oil Low Level, SPDT, 10 watts (563015)
LM2323	20 pt Plastic Oil Reservoir (562893), Floor-Mounting 10:1 Reduction (563388), Outlet (1/2 HP, 115/230 VAC, Single Phase, 60 Hz, 1,725 rpm) (557271), Individual Outputs (20 pt Oil, SPDT, 15 amps) (563317)
LM2533	20 pt Plastic Oil Reservoir (562893), Floor-Mounting 60:1 Reduction (563388), Outlet (1/2 HP, 230/460 VAC, 3-Phase, 60 Hz, 1,725 rpm) (557270), Individual Outputs (20 pt Oil, SPDT, 15 amps) (563317)
LM3131	12 pt Metal Oil Reservoir (562894), Outlet (1/2 HP, 230/460 VAC, 3-Phase, 60 Hz, 1,725 rpm) (557270)
LM4451	20 pt Metal Oil Reservoir (562895), Wall-Mounting 10:1 Reduction (563386), Outlet (1/2 HP, 230/460 VAC, 3-Phase, 60 Hz, 1,140 rpm) (557273)
LM4523	20 pt Metal Oil Reservoir (562895), Floor-Mounting 60:1 Reduction (563389), Outlet (1/2 HP, 115/230 VAC, Single Phase, 60 Hz, 1,725 rpm) (557271), Individual Outputs (20 pt Oil, SPDT, 15 amps) (563317)
LM4533	20 pt Metal Oil Reservoir (562895), Floor-Mounting 60:1 Reduction (563389), Outlet (1/2 HP, 230/460 VAC, 3-Phase, 60 Hz, 1,725 rpm) (557270), Individual Outputs (20 pt Oil, SPDT, 15 amps) (563317)
LM5111	12 lb Plastic Grease Reservoir (562896)
LM5114	12 lb Plastic Grease Reservoir (562896), Individual Outputs (12 lb and 20 lb Grease, SPDT) (563322)

LM5311	12 lb Plastic Grease Reservoir (562896), Floor-Mounting 10:1 Reduction (563388)
LM5331	12 lb Plastic Grease Reservoir (562896), Floor-Mounting 10:1 Reduction (563388), Outlet (1/2 HP, 230/460 VAC, 3-Phase, 60 Hz, 1,725 rpm) (557270)
LM5334	12 lb Plastic Grease Reservoir (562896), Floor-Mounting 10:1 Reduction (563388), Outlet (1/2 HP, 230/460 VAC, 3-Phase, 60 Hz, 1,725 rpm) (557270), Individual Outputs (12 lb and 20 lb Grease, SPDT) (563322)
LM5514	12 lb Plastic Grease Reservoir (562896), Floor-Mounting 60:1 Reduction (563389), Individual Outputs (12 lb and 20 lb Grease, SPDT) (563322)
LM5521	12 lb Plastic Grease Reservoir (562896), Wall-Mounting 10:1 Reduction (563386), Outlet (1/2 HP, 115/230 VAC, 3-Phase, 60 Hz, 1,725 rpm) (557271)
LM5534	12 lb Plastic Grease Reservoir (562896), Floor-Mounting 60:1 Reduction (563389), Outlet (1/2 HP, 230/460 VAC, 3-Phase, 60 Hz, 1,725 rpm) (557270), Individual Outputs (12 lb and 20 lb Grease, SPDT) (563322)
LM5544	12 lb Plastic Grease Reservoir (562896), Floor-Mounting 60:1 Reduction (563389), Outlet (1/2 HP, 115/230 VAC, Single Phase, 60 Hz, 1,140 rpm) (557272), Individual Outputs (12 lb and 20 lb Grease, SPDT) (563322)
LM5644	12 lb Plastic Grease Reservoir (562896), Wall-Mounting 60:1 Reduction (563387), Outlet (1/2 HP, 115/230 VAC, Single Phase, 60 Hz, 1,140 rpm) (567272), Individual Outputs (12 lb and 20 lb Grease, SPDT) (563322)

Electric Pumps

LubeMaster®

Ordering Information

LubeMaster Pumps	
LM6211	20 lb Plastic Grease Reservoir (562897), Clutch Drive (563383)
LM6311	20 lb Plastic Grease Reservoir (562897), Floor-Mounting 10:1 Reduction (563388)
LM6314	20 lb Plastic Grease Reservoir (562897), Floor-Mounting 10:1 Reduction (563388), Individual Outputs (12 lb and 20 lb Grease, SPDT) (563322)
LM6334	20 lb Plastic Grease Reservoir (562897), Floor-Mounting 10:1 Reduction (563388), Outlet (1/2 HP, 230/460 VAC, 3-Phase, 60 Hz, 1,725 rpm) (557270), Individual Outputs (12 lb and 20 lb Grease, SPDT) (563322)
LM6344	20 lb Plastic Grease Reservoir (562897), Floor-Mounting 10:1 Reduction (563388), Outlet (1/2 HP, 115/230 VAC, Single Phase, 60 Hz, 1,140 rpm) (557272), Individual Outputs (12 lb and 20 lb Grease, SPDT) (563322)
LM6514	20 lb Plastic Grease Reservoir (562897), Floor-Mounting 10:1 Reduction (563388), Individual Outputs (12 lb and 20 lb Grease, SPDT) (563322)
LM6524	20 lb Plastic Grease Reservoir (562897), Floor-Mounting 60:1 Reduction (563389), Outlet (1/2 HP, 115/230 VAC, Single Phase, 60 Hz, 1,725 rpm) (557271), Individual Outputs (12 lb and 20 lb Grease, SPDT) (563322)
LM6534	20 lb Plastic Grease Reservoir (562897), Floor-Mounting 60:1 Reduction (563389), Outlet (1/2 HP, 230/460 VAC, 3-Phase, 60 Hz, 1,725 rpm) (557270), Individual Outputs (12 lb and 20 lb Grease, SPDT) (563322)
LM6544	20 lb Plastic Grease Reservoir (562897), Floor-Mounting 60:1 Reduction (563389), Outlet (1/2 HP, 115/230 VAC, Single Phase, 60 Hz, 1,140 rpm) (557272), Individual Outputs (12 lb and 20 lb Grease, SPDT) (563322)
LM7214	12 lb Metal Grease Reservoir (562898), Clutch Drive (563383), Individual Outputs (12 lb and 20 lb Grease, SPDT) (563322)
LM7344	12 lb Metal Grease Reservoir (562898), Floor-Mounting 10:1 Reduction (563388), Outlet (1/2 HP, 115/230 VAC, Single Phase, 60 Hz, 1,140 rpm) (557272), Individual Outputs (12 lb and 20 lb Grease, SPDT) (563322)
LM7514	12 lb Metal Grease Reservoir (562898), Floor-Mounting 60:1 Reduction (563389), Individual Outputs (12 lb or 20 lb Grease, SPDT) (563322)
LM7534	12 lb Metal Grease Reservoir (562898), Floor-Mounting 60:1 Reduction (563389), Outlet (1/2 HP, 230/460 VAC, 3-Phase, 60 Hz, 1,725 rpm) (557273), Individual Outputs (12 lb and 20 lb Grease, SPDT) (563322)
LM7544	12 lb Metal Grease Reservoir (562898), Floor-Mounting 60:1 Reduction (563389), Outlet (1/2 HP, 115/230 VAC, Single Phase, 60 Hz, 1,140 rpm) (557272), Individual Outputs (12 lb and 20 lb Grease, SPDT) (563322)
LM7614	12 lb Metal Grease Reservoir (562898), Wall-Mounting 60:1 Reduction (563387), Individual Outputs (12 lb and 20 lb Grease, SPDT) (563322)
LM7654	12 lb Metal Grease Reservoir (562898), Wall-Mounting 60:1 Reduction (563387), Outlet (1/2 HP, 230/460 VAC, 3-Phase, 60 Hz, 1,140 rpm) (557273), Individual Outputs (12 lb and 20 lb Grease, SPDT) (563322)
LM8114	20 lb Metal Grease Reservoir (562899), Individual Outputs (12 lb and 20 lb Grease, SPDT) (563322)
LM8314	20 lb Metal Grease Reservoir (562899), Floor-Mounting 10:1 Reduction (563388), Individual Outputs (12 lb and 20 lb Grease, SPDT) (563322)
LM8334	20 lb Metal Grease Reservoir (562899), Floor-Mounting 10:1 Reduction (563388), Outlet (1/2 HP, 230/460 VAC, 3-Phase, 60 Hz, 1,725 rpm) (567270), Individual Outputs (12 lb and 20 lb Grease, SPDT) (563322)
LM8354	20 lb Metal Grease Reservoir (562899), Floor-Mounting 10:1 Reduction (563388), Outlet (1/2 HP, 230/460 VAC, 3-Phase, 60 Hz, 1,140 rpm) (557273), Individual Outputs (12 lb and 20 lb Grease, SPDT) (563322)
LM8454	20 lb Metal Grease Reservoir (562899), Wall-Mounting 10:1 Reduction (563386), Outlet (1/2 HP, 230/460 VAC, 3-Phase, 60 Hz, 1,140 rpm) (557273), Individual Outputs (12 lb and 20 lb Grease, SPDT) (563322)
LM8514	20 lb Metal Grease Reservoir (562899), Floor-Mounting 60:1 Reduction (563389), Individual Outputs (12 lb and 20 lb Grease, SPDT) (563322)
LM8531	20 lb Metal Grease Reservoir (562899), Floor-Mounting 60:1 Reduction (563389), Outlet (1/2 HP, 230/460 VAC, 3-Phase, 60 Hz, 1,725 rpm) (557270)
LM8534	20 lb Metal Grease Reservoir (562899), Floor-Mounting 60:1 Reduction (563389), Outlet (1/2 HP, 230/460 VAC, 3-Phase, 60 Hz, 1,725 rpm) (557270), Individual Outputs (12 lb and 20 lb Grease, SPDT) (563322)
LM8554	20 lb Metal Grease Reservoir (562899), Floor-Mounting 60:1 Reduction (563389), Outlet (1/2 HP, 230/460 VAC, 3-Phase, 60 Hz, 1,140 rpm) (557273), Individual Outputs (12 lb and 20 lb Grease, SPDT) (563322)
LM9331	Power Prime Reservoir Assembly (562908), Floor-Mounting 10:1 Reduction (563388), Outlet (1/2 HP, 230/460 VAC, 3-Phase, 60 Hz, 1,725 rpm) (557270)
LM9511	Power Prime Reservoir Assembly (562908), Floor-Mounting 60:1 Reduction (563389)
LM9521	Power Prime Reservoir Assembly (562908), Floor-Mounting 60:1 Reduction (563389), Outlet (1/2 HP, 115/230 VAC, Single Phase, 60 Hz, 1,725 rpm) (557271)

Electric Pumps

LubeMaster®

Pump Repair Kits

At the heart of all current LubeMaster pump packages is pump part number 563380 (521-700-000). There are three repair kits for the pump, and some of the parts overlap because each kit includes some of the same seals. To completely rebuild the pump, all three kits are required, and some extra parts will remain because of this overlap.

563915	Driveshaft Kit: Includes the driveshaft, cam, bearings, and related seals and hardware.
563921	Seal Kit: Includes seals and small hardware.
563916	Standard Output Manifold Kit: Includes pump piston and cylinder, output manifold block, and related seals and hardware.

Reservoir Repair Kits

562902	Plastic tube with u-cup seal for part numbers 562892 and 562896
562903	Plastic tube with u-cup seal for part numbers 562893 and 562897
564270	Metal tube with u-cup seal for part numbers 562894 and 562898
564271	Metal tube with u-cup seal for part numbers 562895 and 562899

Blowout Disc Kits

563962	Package of 6 Blowout Discs, Yellow, 1450 psi, Oil
563965	Package of 6 Blowout Discs, Aluminum, 2350 psi, Grease

Electric Pumps

LubeMaster®

LubeMaster Ordering Menu Code

Use the Smart Numbering System to order a complete assembly! The six-digit Smart Numbering System can help you order quickly and accurately. Simply follow the diagram for the configuration you want and build your order. Alternatively, use the part numbers at right to order individual components and assemble them in the field.

Code	Former Code	Description	Part Number	LM	Reservoir	Drive	Motor	Low Level
Product Identifier					X	X	X	X
LM	LUB	LM = LubeMaster	563380					
Note: When ordering LubeMaster bare pump 563380 for use with a grease reservoir, a fill stud is required (part number 557374). Fill stud 557374 is compatible with mating coupler 558906. Order separately.								
Reservoir Options								
1	OPA	12 pt plastic oil reservoir	562892					
2	OPB	20 pt plastic oil reservoir	562893					
3	OMA	12 pt metal oil reservoir	562894					
4	OMB	20 pt metal oil reservoir	562895					
5	GPA	12 lb plastic grease reservoir	562896					
6	GPB	20 lb plastic grease reservoir	562897					
7	GMA	12 lb metal grease reservoir	562898					
8	GMB	20 lb metal grease reservoir	562899					
9	OHS	Power Prime/Overhead Supply	562908					
Drive Options								
1	DOO	No drive	N/A					
2	DOA	Clutch drive with ratchet arm	563383					
3	DOB	10:1 reduction, floor-mounting base	563388					
4	DOC	10:1 reduction, wall-mounting base	563386					
5	DOD	60:1 reduction, floor-mounting base	563389					
6	DOE	60:1 reduction, wall-mounting base	563387					
Note: Drive Options 3, 4, 5, and 6 each contain all required mounting hardware (mounting plate, coupler, coupler guard, nuts, bolts, and washers).								
Motor Options								
1	MOO	No motor	N/A					
2	MOA	1/2 HP, 115/230 VAC, single phase, 60 Hz, 1,725 rpm	557271					
3	MOB	1/2 HP, 230/460 VAC, 3-phase, 60 Hz, 1,725 rpm	557270					
4	MOC	1/2 HP, 115/230 VAC, single phase, 60 Hz, 1,140 rpm	557272					
5	MOD	1/2 HP, 230/460 VAC, 3-phase, 60 Hz, 1,140 rpm	557273					
Low Level Options								
1	LOO	No level switch	N/A					
2	LOA	12 pt oil, SPDT, 15 amps	563316					
3	LOB	20 pt oil, SPDT, 15 amps	563317					
4	LOC	12 and 20 lb grease, SPDT	563322					
5	LOE	12 pt oil, SPST, 10 watts	563015					
6	LOF	20 pt oil, SPST, 10 watts	563016					
N/A*	N/A	High/low level switch kit (for METAL grease reservoirs only)	564318					
N/A*	LOH	Explosion-proof LL switch for grease reservoirs. (Class I, Group C and D; Class II, Group E, F, and G)	564377					
*564318 and 564377 are sold separately and field-installed. Choose option "1" and then order either part separately.								
Pressure Gauge (included)								
N/A	G1	No gauge	N/A					
N/A	G3	Liquid-filled 0-3000 psi gauge	557713					
Note: 557713 is included with every LMxxxx assembly, but not with the bare pump.								
Pressure Indicators (sold separately, but required for safety)								
N/A	POA	Standard Blowout, 1,450 psi (100 bar), Oil	563179					
N/A	POB	Standard Blowout, 2,350 psi (162 bar) Grease	563184					
N/A	POC	High-Pressure Blowout Switch, 1,450 psi (100 bar), Oil	563384					
N/A	POD	High-Pressure Blowout Switch, 2,350 psi (162 bar), Grease	563385					
Note: Options POC and POD require approximately 3 feet of 1/4 in OD copper tubing, which must be obtained from a 3rd party source.								

Electric Pumps

Miniature Meter-Flo®

Versatile All In One Pump Package

Designed for use with virtually any type of Series Progressive or Single Line Resistive oil lubrication system. The Miniature Meter-Flo's rugged steel reservoir and motor assembly withstands the toughest applications. Capable of high volumetric output operating continuously at pressures up to 1,000 psi (69 bar).

- Compact with several options to create a complete system using feedback and control

Typical Applications

- Ideal for smaller series progressive systems requiring continuous lubrication

Lubrication Used

- Oil – 160 to 15,000 SUS

Technical Specifications

Output Volume per minute. 1, 5, 8, 14 in³ (16, 82, 131, 229 cm³)
 Output Pressure 0-2,000 psi (0-138 bar)
 Material Metal, Rectangular
 Reservoir Size. 1.5, 3, 5 gal (12, 24, 40 pint)
 Motor 115 VAC



MM2211

Ordering Information

Miniature Meter-Flo (MMF) Electric (Motor Driven) Pumps w/Reservoirs	
MM1111	1.5 gal Reservoir, 1 in ³ /min, 1,500 psi
MM1112	1.5 gal Res., 1 in ³ /min, 1,500 psi, Low Level Switch (Reed-Type, SPST)
MM1121	1.5 gal Reservoir, 1 in ³ /min, 1,500 psi, High-Pressure Switch
MM1122	1.5 gal Reservoir, 1 in ³ /min, 1,500 psi, High-Pressure Switch, Low Level Switch (Reed-Type, SPST)
MM1211	1.5 gal Res., 5 in ³ /min, 2,000 psi
MM1212	1.5 gal Res., 5 in ³ /min, 2,000 psi, Low Level Switch (Reed-Type, SPST)
MM1222	1.5 gal Res., 5 in ³ /min, 2,000 psi, High-Pressure Switch (Reed-Type, SPST)
MM1311	1.5 gal Reservoir, 8 in ³ /min, 2,000 psi
MM1312	1.5 gal Res., 8 in ³ /min, 2,000 psi, Low Level Switch (Reed-Type, SPST)
MM1322	1.5 gal Reservoir, 8 in ³ /min, 2,000 psi, High-Pressure Switch, Low Level Switch (Reed-Type, SPST)
MM1411	1.5 gal Reservoir, 14 in ³ /min, 1,500 psi
MM1412	1.5 gal Res., 14 in ³ /min, 1,500 psi, Low Level Switch (Reed-Type, SPST)
MM1422	1.5 gal Reservoir, 14 in ³ /min, 1,500 psi, High-Pressure Switch, Low Level Switch (Reed-Type, SPST)
MM2112	3 gal Reservoir, 1 in ³ /min, 1,500 psi, High-Pressure Switch, Low Level Switch (Reed-Type, SPST)
MM2211	3 gal Reservoir, 5 in ³ /min, 2,000 psi
MM2212	3 gal Reservoir, 5 in ³ /min, 2,000 psi, Low Level Switch (Reed-Type, SPST)
MM2221	3 gal Reservoir, 5 in ³ /min, 2,000 psi, High-Pressure Switch
MM2222	3 gal Reservoir, 5 in ³ /min, 2,000 psi, High-Pressure Switch, Low Level Switch (Reed-Type, SPST)
MM2312	3 gal Reservoir, 8 in ³ /min, 2,000 psi, Low Level Switch (Reed-Type, SPST)
MM2322	3 gal Reservoir, 8 in ³ /min, 2,000 psi, High-Pressure Switch, Low Level Switch (Reed-Type, SPST)
MM2411	3 gal Reservoir, 14 in ³ /min, 1,500 psi

MM2412	3 gal Reservoir, 14 in ³ /min, 1,500 psi, Low Level Switch (Reed-Type, SPST)
MM2422	3 gal Reservoir, 14 in ³ /min, 1,500 psi, High-Pressure Switch, Low Level Switch (Reed-Type, SPST)
MM3112	5 gal Reservoir, 1 in ³ /min, 1,500 psi, Low Level Switch (Reed-Type, SPST)
MM3122	5 gal Reservoir, 1 in ³ /min, 1,500 psi, High-Pressure Switch, Low Level Switch (Reed-Type, SPST)
MM3211	5 gal Reservoir, 5 in ³ /min, 2,000 psi (Reed-Type, SPST)
MM3212	5 gal Reservoir, 5 in ³ /min, 2,000 psi, Low Level Switch (Reed-Type, SPST)
MM3312	5 gal, 8 in ³ /min, 2,000 psi, Low Level Switch
MM3322	5 gal Reservoir, 8 in ³ /min, 2,000 psi, High-Pressure Switch, Low Level Switch (Reed-Type, SPST)
MM3411	5 gal Reservoir, 14 in ³ /min, 1,500 psi
MM3412	5 gal Reservoir, 14 in ³ /min, 1,500 psi, Low Level Switch (Reed-Type, SPST)
MM3422	5 gal Reservoir, 14 in ³ /min, 1,500 psi, High-Pressure Switch, Low Level Switch (Reed-Type, SPST)

Miniature Meter-Flow (MMF) Spare Parts	
564412	MMF Assembly - Pump, Gearmotor, Reducer Assembly, 1 in ³ /min Flowrate
564413	MMF Assembly - Pump, Gearmotor, Reducer Assembly, 5 in ³ /min Flowrate
564414	MMF Assembly - Pump, Gearmotor, Reducer Assembly, 8 in ³ /min Flowrate
564415	MMF Assembly - Pump, Gearmotor, Reducer Assembly, 14 in ³ /min Flowrate
557286	Motor, 115 VAC
557293	Gear Box, 1 in ³ /min (12.5:1)
557822	Gear Pump Only, 1 to 8 in ³ /min
557821	Gear Pump Only, 14 in ³ /min
557810	Suction Strainer
563558	Relief Valve
557825	Replacement Level Switch

Electric Pumps

Miniature Meter-Flo®

Miniature Meter-Flo Ordering Menu Code

NOTE: Utilize number code not lettered code from literature for ordering purposes.

MM - X - X - X - X

Reservoir Option

- 1 RA, 1.5 gallon reservoir
- 2 RB, 3 gallon reservoir
- 3 RC, 5 gallon reservoir

Pump / Flow Option (*)

- 1 PA, 1 cm³/min (1,500 psi maximum operating pressure)
- 2 PB, 5 cm³/min (2,000 psi maximum operating pressure)
- 3 PC, 8 cm³/min (2,000 psi maximum operating pressure)
- 4 PD, 14 cm³/min (1,500 psi maximum operating pressure)

Pressure Switch Option

- 1 SO, no pressure switch
- 2 SA, high pressure switch

Low Level Option

- 1 LO, no low level switch
- 2 LA, low level switch, reed-type, SPST - 563014

(*) All pump flow rates are based on 160 SUS (at 100°F) 10W oil, 70°F at 1,000 psi.

Example: Miniature Meter-Flo (MM) pump package consisting of a 3 gallon reservoir, 5 in³/min pump output, high pressure switch and low level switch.
Ordering Code: MM2222

Electric Pumps

Meter-Flo®

Continuous Duty Durability

With its solid pump housing, these rugged gear pumps are designed for dependable operation in high demand applications. The gear pump is available with a direct-coupled 1/2 horsepower motor capable of 1,725 rpm's with output volumes of 245 cubic inches per minute. Eleven different pump models to choose from.

Typical Applications

- Ideal for applications requiring continuous oil delivery up to 1,000 lubrication points

Lubrication Used

- Oil – 300 to 3,000 SUS

Technical Specifications

Output Volume per minute. 14 to 245 in³ (230 to 4015 cm³)
 Max Output Pressure 300 to 1,500 psi (20.7 to 103.5 bar)
 Operating Temp 50°F to 150°F (10°C to 65.5°C)

Ordering Information

Meter-Flo Pumps	
557814	9 in ³ /min (147 cm ³ /min) @ 1,140 rpm, 14 in ³ /min (229 cm ³ /min) @ 1,725 rpm, NPT Ports, ccw
557819	9 in ³ /min (147 cm ³ /min) @ 1,140 rpm, 14 in ³ /min (229 cm ³ /min) @ 1,725 rpm, NPT Ports, cw
558953	9 in ³ /min (147 cm ³ /min) @ 1,140 rpm, 14 in ³ /min (229 cm ³ /min) @ 1,725 rpm, SAE Ports, ccw
557813	18 in ³ /min (295 cm ³ /min) @ 1,140 rpm, 30 in ³ /min (492 cm ³ /min) @ 1,725 rpm, NPT Ports, ccw
557818	26 in ³ /min (426 cm ³ /min) @ 1,140 rpm, 40 in ³ /min (655 cm ³ /min) @ 1,725 rpm, NPT Ports, ccw
558954	26 in ³ /min (426 cm ³ /min) @ 1,140 rpm, 40 in ³ /min (655 cm ³ /min) @ 1,725 rpm, SAE Ports, cw
557815	56 in ³ /min (918 cm ³ /min) @ 1,140 rpm, 84 in ³ /min (1,377 cm ³ /min) @ 1,725 rpm, NPT Ports, ccw
558949	56 in ³ /min (918 cm ³ /min) @ 1,140 rpm, 84 in ³ /min (1,377 cm ³ /min) @ 1,725 rpm, NPT Ports, cw
557816	76 in ³ /min (1,245 cm ³ /min) @ 1,140 rpm, 117 in ³ /min (1,917 cm ³ /min) @ 1,725 rpm, NPT Ports, ccw
558950	76 in ³ /min (1,245 cm ³ /min) @ 1,140 rpm, 117 in ³ /min (1,917 cm ³ /min) @ 1,725 rpm, NPT Ports, cw
557817	111 in ³ /min (1,819 cm ³ /min) @ 1,140 rpm, 168 in ³ /min (2,753 cm ³ /min) @ 1,725 rpm, NPT Ports, ccw
558951	111 in ³ /min (1,819 cm ³ /min) @ 1,140 rpm, 168 in ³ /min (2,753 cm ³ /min) @ 1,725 rpm, NPT Ports, cw
557820	161 in ³ /min (2,638 cm ³ /min) @ 1,140 rpm, 245 in ³ /min (4,015 cm ³ /min) @ 1,725 rpm, NPT Ports, ccw
558955	161 in ³ /min (2,638 cm ³ /min) @ 1,140 rpm, 245 in ³ /min (4,015 cm ³ /min) @ 1,725 rpm, NPT Ports, cw

NOTE: cw – clock-wise rotation / ccw – counter clock-wise rotation when facing pump shaft.



563557

Motor Option	
558895	1/2 HP, 115/230 VAC, 1,725 rpm, Single Phase, 56C with feet
Repair Kits	
557997	Meter-Flo Seal Kit – 540-800-XX1 Models
557998	Meter-Flo Relief Valve Repair Kit – 540-800-XX1 Models
Meter-Flo Paddle Base and Pump Packages	
Include motor mounting base, pump, L-bracket, coupler, coupler guard, and other small hardware needed to mount a 56F motor. Simply add any 56F (or 56C with feet) to complete the pump package. Package ships as loose parts and must be assembled in the field.	
563557	Paddle Base w/Pump 557814
564411	Paddle Base w/Pump 557813
24N405	Paddle Base w/Pump 557815
24N406	Paddle Base w/Pump 557816
24N407	Paddle Base w/Pump 557817
24N408	Paddle Base w/Pump 557818
24N409	Paddle Base w/Pump 557820

Electric Pumps

Injecto-Flo® EO-1 and EO-3

Reliable Machine Tool Lubrication

EO-1 and EO-3

A cost effective, low pressure oil solution designed for use with any high volume, intermittent lubrication system. Can be used with Injecto-Flo II series piston distributor products. EO-1 is ideal for small to medium size single line parallel systems requiring intermittent metered lubrication with an electrically driven pump. EO-3 has integrated control and bright LED's to verify system operation. Built-in vent valve gets you up and working with piston distributors fast – no kits to purchase and assemble.

Typical Applications

- In-plant medium size machine tool lubrication applications

Typical Fluids Handled

- Oil – ISO 50 to 1,500 (SUS 250 to 5,000)

Technical Specifications

Power 115 VAC, 230 VAC
 Motor Speed 1,680 rpm @ 60 Hz, 1,340 rpm @ 50 Hz

EO-1

Pump Flow Rate 6 in³/min (100 cm³/min)
 Pressure 145 to 650 psi (10 to 45 bar)
 Reservoir Plastic, Rectangular
 Reservoir Size 6.3, 7.6, 12.6, 15.8 or 25.3 pint

EO-3

Pump Flow Rate 8.5 in³/min (140 cm³/min)
 Pressure 350 psi (24 bar)
 Operating Temp 14°F to 120°F (-10°C to 49°C)
 Reservoir Plastic, Rectangular
 Reservoir Size 7.6 or 12.6 pint
 Manual 313839A

Ordering Information

Injecto-Flo EO-1 Pumps	
562837	Pump w/3 liter Plastic Reservoir, 115 VAC
24B427	Pump w/3 liter Plastic Reservoir, 230 VAC
562849	Pump w/3 liter Plastic Reservoir, 230 VAC
562838	Pump w/3.6 liter Plastic Reservoir, 230 VAC
562839	Pump w/6 liter Plastic Reservoir, 115 VAC
562840	Pump w/6 liter Plastic Reservoir, 230 VAC
562841	Pump w/6 liter Plastic Reservoir, 230 VAC
562842	Pump w/6 liter Plastic Reservoir, 230 VAC, Return Port
562843	Pump w/6 liter Metal Reservoir, 115 VAC
562844	Pump w/12 liter Metal Reservoir, 115 VAC
Injecto-Flo EO-3 Pumps	
562851	Pump w/3 liter Plastic Reservoir, 115 VAC, Remote Control
562850	Pump w/3 liter Plastic Reservoir, 115 VAC, Timer Control, Pressure Switch
562852	3.6 liter Plastic Reservoir, 115 VAC
562847	6 liter Reservoir, 115 VAC

Injecto-Flo EO-1 Spare Parts	
129781	Cap and Strainer Kit
556015	Adjustable Relief Valve
556013	Gear Pump only
556016	Low Level Switch Assembly for 6 and 12 liter Reservoirs
556014	Suction Strainer
556011	115 VAC Motor
556012	230 VAC Motor
Low Level Switches	
556018	Low Level Switch
556019	Low Level Switch



562850



562839

Electric Pumps

Injecto-Flo® II

Durable Long Lasting Machine Tool Pump

Great versatility in a small package has many control options. A dependable high-quality gear pump for years of trouble-free operation combined with Injecto-Flo II piston distributor metering devices completes your oil or fluid grease lubrication system. Internal controller with LED alarms is easy to program for any application. Built-in vent valve gets you up and working with piston distributors fast—no kits to purchase and assemble.

Typical Applications

- Ideal solution for automatic lubrication on small and mid-sized machines

Typical Fluids Handled

- Oil – 50 to 100 cst
- Fluid Grease NLGI #000

Technical Specifications

Max Output Volume Per Minute

Oil	30.50 in ³ (500 cm ³)
Grease	12.20 in ³ (200 cm ³)

Max Pressure

Oil	360 psi (25 bar)
Grease	580 psi (40 bar)

Power 230 VAC

Reservoir Plastic, Rectangular

Reservoir Size3, 6 liter



122895



15U858

Ordering Information

Injecto-Flo II Oil Pumps – 3 liter Reservoirs (no control), 230 VAC	
122545	0.2 lpm, Screw Cap
122546	0.2 lpm, Straight Connector (10 mm Pipe)
122547	0.5 lpm, Screw Cap
122548	0.5 lpm, Straight Connector (10 mm Pipe)
122549	0.2 lpm, Single w/DIN, Screw Cap
122550	0.2 lpm, Single w/DIN, Straight Connector (10 mm Pipe)
122551	0.5 lpm, Single w/DIN, Screw Cap
122552	0.5 lpm, Single w/DIN, Straight Connector (10 mm Pipe)
122553	0.2 lpm, Single w/M12 Top, Screw Cap
15U859	0.2 lpm, Single w/M12 Top, Straight Connector (10 mm Pipe)
122554	0.5 lpm, Single w/M12 Top, Screw Cap
122555	0.5 lpm, Single w/M12 Top, Straight Connector (10 mm Pipe)
122556	0.2 lpm, Dual w/DIN, Screw Cap
122557	0.2 lpm, Dual w/DIN, Straight Connector (10 mm Pipe)
122558	0.5 lpm, Dual w/DIN, Screw Cap
122559	0.5 lpm, Dual w/DIN, Straight Connector (10 mm Pipe)
122560	0.2 lpm, Dual w/M12 Top, Screw Cap
122561	0.2 lpm, Dual w/M12 Top, Straight Connector (10 mm Pipe)
122562	0.5 lpm, Dual w/M12 Top, Screw Cap
15U858	0.5 lpm, Dual w/M12 Top Straight Connector (10 mm Pipe)

Injecto-Flo II Oil Pumps – 6 liter Reservoirs (no control), 230 VAC	
122563	0.2 lpm, Screw Cap
122564	0.2 lpm, Straight Connector (10 mm Pipe)
122565	0.5 lpm, Screw Cap
122566	0.5 lpm, Straight Connector (10 mm Pipe)
122567	0.2 lpm, Single w/DIN, Screw Cap
122568	0.2 lpm, Single w/DIN, Straight Connector (10 mm Pipe)
564138	0.5 lpm, Single w/DIN, Screw Cap
122569	0.5 lpm, Single w/DIN, Straight Connector (10 mm Pipe)
122570	0.2 lpm, Single w/M12 Top, Screw Cap
122571	0.2 lpm, Single w/M12 Top, Straight Connector (10 mm Pipe)
122572	0.5 lpm, Single w/M12 Top, Screw Cap
122573	0.5 lpm, Single w/M12 Top, Straight Connector (10 mm Pipe)
122574	0.2 lpm, Dual w/DIN, Screw Cap
122575	0.2 lpm, Dual w/DIN, Straight Connector (10 mm Pipe)
122576	0.5 lpm, Dual w/DIN, Screw Cap
122577	0.5 lpm, Dual w/DIN, Straight Connector (10 mm Pipe)
122578	0.2 lpm, Dual w/M12 Top, Screw Cap
122579	0.2 lpm, Dual w/M12 Top, Straight Connector (10 mm Pipe)
122580	0.5 lpm, Dual w/M12 Top, Screw Cap
15U860	0.5 lpm, Dual w/M12 Top Straight Connector (10 mm Pipe)

Electric Pumps

Injecto-Flo® II

Ordering Information

Injecto-Flo II Fluid Grease Pumps - 3 liter Reservoirs (no control), 230 VAC	
122581	0.2 lpm, Screw Cap
563301	0.2 lpm, Straight Connector (10 mm Pipe)
122582	0.2 lpm, Single w/DIN, Screw Cap
122583	0.2 lpm, Single w/DIN, Straight Connector (10 mm Pipe)
122584	0.2 lpm, Single w/M12 Top, Screw Cap
122585	0.2 lpm, Single w/M12 Top, Straight Connector (10 mm Pipe)
122586	0.2 lpm, Dual w/DIN, Screw Cap
122587	0.2 lpm, Dual w/DIN, Straight Connector (10 mm Pipe)
122588	0.2 lpm, Dual w/M12 Top, Screw Cap
557547	0.2 lpm, Dual w/M12 Top, Straight Connector (10 mm Pipe)
Injecto-Flo II Fluid Grease Pumps - 6 liter Reservoirs (no control), 230 VAC	
122589	0.2 lpm, Screw Cap
122590	0.2 lpm, Straight Connector (10 mm Pipe)
122591	0.2 lpm, Single w/DIN, Screw Cap
122592	0.2 lpm, Single w/DIN, Straight Connector (10 mm Pipe)
122593	0.2 lpm, Single w/M12 Top, Screw Cap
122594	0.2 lpm, Single w/M12 Top, Straight Connector (10 mm Pipe)
122595	0.2 lpm, Dual w/DIN, Screw Cap
122596	0.2 lpm, Dual w/DIN, Straight Connector (10 mm Pipe)
122597	0.2 lpm, Dual w/M12 Top, Screw Cap
122598	0.2 lpm, Dual w/M12 Top, Straight Connector (10 mm Pipe)
Injecto-Flo II Oil Pumps w/Integrated Control	
122895	3 liter, 0.2 lpm, 230 VAC w/Time or Pulse, Manual Lube, Level Switch, Pressure Gauge, Pressure Switch, Green Light, Red Light, Screw Cap
122897	6 liter, 0.2 lpm, 230 VAC w/Time or Pulse, Manual Lube, Level Switch, Pressure Gauge, Pressure Switch, Green Light, Red Light, Screw Cap
122898	6 liter, 0.5 lpm, 230 VAC w/Time or Pulse, Manual Lube, Level Switch, Pressure Gauge, Pressure Switch, Green Light, Red Light, Screw Cap
Injecto-Flo II Fluid Grease Pumps w/Integrated Control	
122896	3 liter, 0.2 lpm, 230 VAC w/Time or Pulse, Manual Lube, Level Switch, Pressure Gauge, Pressure Switch, Green Light, Red Light, Screw Cap
122899	6 liter, 0.2 lpm, 230 VAC w/Time or Pulse, Manual Lube, Level Switch, Pressure Gauge, Pressure Switch, Green Light, Red Light, Screw Cap

Electric Pumps

Thrif-T Luber®

Low Pressure Orifice Lubrication

Big on features with a small price, the perfect fit for entry-level, Single Line Resistive orifice lubrication systems. A complete electric package includes pump, reservoir and integrated control (remote version optional) for fast and easy installation. Use with Thrif-T Luber orifice dispensers for a complete system.

Typical Applications

- Small machine tools

Lubrication Used

- Oil – 100 to 10,000 SUS

Technical Specifications

Max Output per Minute	0.42 in ³ (6.9 cm ³)
Max Output Pressure	150 psi (10 bar)
Operating Temp	0°F to 140°F (-18°C to 60°C)
Motor	115 VAC
Reservoir	4 pint (1.9 Liters)

Ordering Information

Thrif-T Luber Pumps w/Reservoir	
564068	TLEP-10 - Thrif-T Luber Electric Pump, 115 VAC Timer
564067	TLEP-11 - Thrif-T Luber Electric Pump, 115 VAC Remote
Thrif-T Luber Replacement Parts	
558031	Timer Replacement Board
563162	Replacement Relief Valve
564065	Replacement Pump
564439	Replacement Reservoir and Motor Housing
557641	Replacement Gearmotor, 115 VAC
557826	Replacement Low Level Switch
558296	0-300 psi gauge



Electric Pumps

Maxi-Flo™

Machine Tool Lubrication with System Monitoring

Compact design with everything you need to get your single line resistive oil lubrication system installed and running quickly. A standard package comes complete with reservoir, pump, gear motor, and choice of internal or remote control. Simple slide switches allow for easy setup of pump run cycle time. Bright LED indicators for low level and power allow for easy troubleshooting and verification.

- Integrated control with manual run button for easy setup
- Compact design fits anywhere
- 500 psi (34 bar) rating for using with various orifice metering devices

Typical Applications

- Small machine tools

Lubrication Used

- Oil – 60 to 30,000 SUS

Technical Specifications

Max Output per Stroke	0.01 in ³ (0.165 cm ³)
Pump Output Volume per Minute	12 rpm@60hz, 0.120 in ³ (1.97 cm ³) 10 rpm@50hz, 0.100 in ³ (1.64 cm ³)
Max Output Pressure	500 psi (34 bar)
Operating Temp	0°F to 140°F (-18°C to 60°C)
Material	Plastic, Rectangular
Reservoir Size	4 pints (1.9 liters)
Motor	115 VAC, 50/60 hz

Ordering Information

Maxi-Flo Packages	
563379	115 VAC, 4 pt Plastic Rectangular Oil Reservoir, Solid State Timer Control
563376	115 VAC, 4 pt Plastic Rectangular Oil Reservoir, Remote Control
Accessories	
564376	High Pressure Switch
558899	Gauge, 0 to 1,000 psi
Replacement Parts	
558031	Timer Replacement Board, 115 VAC
557641	Replacement 115 VAC Gearmotor
563374	Replacement Pump
557826	Replacement Low Level Switch
563930	Replacement Reservoir/Timer Housing Kit
563375	Replacement Relief Indicator



563379

Pneumatic Pumps

LubePro™

Built to Last. Built to Perform.

For nearly 50 years, Graco Fire-Ball™ pumps have been a mainstay in the lubrication marketplace for durability and long life. LubePro™ series pumps leverage the same proven quality and leading technology, offering a robust solution where high output and fast lubrication cycles and flow rates are needed to optimally lubricate equipment while it's working.

Features and Benefits

- Factory-installed low level indicator
- High-strength, shatter-resistant reservoir
- Easy to install utilizing existing mounting holes
- Fast cycle rate and flow
- Integrated vent automatically relieves pressure on return stroke
- Pneumatic power – easily installed into existing air line

Typical Applications

- Packaging
- Glass Manufacturing
- Tire Production
- Thermoforming
- Injection Molding
- Paper Production
- Labels
- Automation Machinery
- Presses

Lubrication Used

- 40 cSt oil minimum
- NLGI #000 to NLGI #2 grease



24Y499



17C753



24Z053



24Z028

17P751



17C750



24X694

Technical Specifications

	A900	H1900	A1900	A2600	A2800	A2900	A4000
Fluid Handling Capabilities	40 cSt oil minimum	40 cSt oil minimum	40 cSt oil minimum	Up to #2 grease	40 cSt oil minimum	Up to #2 grease	40 cSt oil - #2 grease
Maximum Working Pressure	1,350 psi (93.1 bar)	3,500 psi (241 bar)				4,000 psi (276 bar)	
Pressure Ratio	9:1	19:1	19:1	26:1	28:1	29:1	40:1
Pump Output	1.5 in ³ (24.58 cm ³) per stroke	3.0 in ³ (49.16 cm ³) per stroke	3.0 in ³ (49.16 cm ³) per stroke	2.2 in ³ (36.05 cm ³) per stroke	0.56 in ³ (9.18 cm ³) per stroke	0.58 in ³ (9.5 cm ³) per stroke	50 in ³ (819 cm ³) per minute
Reservoir Capacity	2.8 liters (170.9 in ³)	–	2 liters (122 in ³)	4 lb	0.6 liters (36.6 in ³) 2 liters (122 in ³)	1 lb 4 lb	5.5 liters (335.6 in ³) 7.5 lb 13 lb
Maximum Air Inlet Pressure	150 psi (10.3 bar)	185 psi (12.8 bar)	185 psi (12.8 bar)	135 psi (9.3 bar)	175 psi (12.1 bar)		100 psi (6.89 bar)
Air Inlet Size	1/4 in-18 NPSF	1/4 in NPT					
Fluid Outlet Size	1/4 in-18 NPT	3/4 in NPT			1/4 in NPT		
Operating Temperature	-4°F to 149°F (-20°C to 65°C)			14°F to 149°F (-10°C to 65°C)			

Pneumatic Pumps

LubePro™

Ordering Information

Pump Model	Fluid	Pressure Ratio	Reservoir Size	NPT		BSPP	
				Pump Only	With Low Level Indicator	Pump Only	With Low Level Indicator
A900	Oil	9:1	2.8 liters	24X717	24X694	–	–
H1900	Oil	19:1	–	24Y498	24Y499	25Y498	25Y499
A1900	Oil	19:1	2 liters	17C753	17C752 (NO)	18C753	18C752 (NO)
					19C752 (NC)		20C752 (NC)
A2600	Grease	26:1	4 lb	17C750	17C751 (NO)	18C750	18C751 (NO)
					19C751 (NC)		20C751 (NC)
A2800	Oil	28:1	0.6 liters	24Z020	24Z021 (NO)	24Z023	24Z024 (NO)
					24Z022 (NC)		24Z025 (NC)
			2 liters	24Z026	24Z027 (NO)	24Z029	24Z030 (NO)
24Z028 (NC)	24Z050 (NC)						
A2900	Grease	29:1	1 lb	24Z051	24Z052 (NO)	24Z054	24Z055 (NO)
					24Z053 (NC)		24Z056 (NC)
			4 lb	24Z057	24Z058 (NO)	24Z060	24Z061 (NO)
					24Z059 (NC)		24Z062 (NC)

Pump Model	Fluid	Pressure Ratio	Reservoir Size	NPT			
				Low Level Detection	Pneumatic Vent Valve	Electric Vent Valve	Series Progressive
A4000	Oil	40:1	5.5 liters	–	17P752	17T195	17T178
				Yes	17P753	17T196	17T179
	Grease		7.5 lb	–	17P750	17T193	17T176
				Yes	17P751	17T194	17T177
		26:1	13 lb	Yes	17U217	–	–

LubePro™ Accessories

Part Number	Description	Pump Compatibility							
		A900	A1900	H1900	A2600	A2800	A2900	A4000	
105474	3-way air solenoid valve (bare), 150 psi (10 bar), same as 215407 but without wire connectors or adapters. 1/2 NPSM(F) conduit ports for wiring, 1/4 NPT(F) air ports. 150 psi (10.3 bar) maximum working pressure.	•				•	•	•	
563315	3-way pneumatic solenoid valve, 115 VAC	•							
563332	3-way pneumatic solenoid valve, 24 VDC	•							
128305	4-way air valve, 12 VDC		•	•	•				
128254	4-way air valve, 24 VDC		•	•	•				
128255	4-way air valve, 110 VAC		•	•	•				
128257	4-way air valve, 220 VAC		•	•	•				
560734	Air valve reservoir mounting bracket	•	•	•	•	•	•	•	
24Y079	4-way air valve installation kit – 12 VDC air valve, bracket, air lines, fittings		•	•	•				
24Y080	4-way air valve installation kit – 24 VDC air valve, bracket, air lines, fittings		•	•	•				
24Y081	4-way air valve installation kit – 110 VAC air valve, bracket, air lines, fittings		•	•	•				
24Y082	4-way air valve installation kit – 220 VAC air valve, bracket, air lines, fittings		•	•	•				
121474	Female coupler. Quick-disconnect. 1/4 in NPT. Mates with fill stud on LubePro pumps.	•	•	•	•	•	•	•	



121474

Pneumatic Pumps

Modu-Flo®

Features and Benefits

Mix and match pumps, reservoir and manifolds in any configuration to meet any application. Replace the pump or reservoir without disconnecting lubrication lines.

- Easy to standardize on components and reduce inventory
- Adjustable pump output for fast, convenient customizing

Typical Applications

- In plant machinery, presses and mixers

Lubrication Used

- Oil and Grease up to NLGI #2

Technical Specifications

Output per Stroke

AL-5	0.01 to 0.03 in ³ (0.16 to 0.49 cm ³)
AL-25	0.03 to 0.12 in ³ (0.49 to 1.96 cm ³)
AL-50	0.06 to 0.24 in ³ (0.94 to 3.93 cm ³)
Max Strokes per Minute	30
Max Output Pressure	3,500 psi (241 bar)
Ratio	30:1

Ordering Information

Modu-Flo Pumps w/out Reservoirs	
563304	AL-5, Pneumatic 30:1, 0.010-0.030 in ³ /stroke, 0.164-0.492 cm ³
563306	AL-25, Pneumatic 30:1, 0.030-0.120 in ³ /stroke, 0.492-1.966 cm ³
563308	AL-50, Pneumatic 30:1, 0.060-0.240 in ³ /stroke, 0.938-3.933 cm ³
Modu-Flo Pump Assembly Repair Kits	
563902	AL-5, Single or Double Acting Repair Kit
563903	AL-25, Single or Double Acting Repair Kit
563904	AL-50, Single or Double Acting Repair Kit
563337	Modu-Flo Pump Mounting Kit - Mounting Screws, O-Rings
Modu-Flo Manifold Assemblies and Accessories	
563329	Pump/Reservoir Manifold only (NPT)
563324	Pump/Reservoir Manifold (NPT) w/Outlet Check Valve, System Fill Check Valve, Blowout Assembly, 0-3,000 psi Pressure Gauge
563331	Pump/Reservoir Manifold (NPT) w/Outlet Check Valve, System Fill Check Valve, Tubed Blowout Assembly, 0-3,000 psi Pressure Gauge
563355	Pump/Reservoir Manifold (SAE) w/Outlet Check Valve, System Fill Check Valve, Blowout Assembly, Pressure Gauge
563323	Remote Pump Manifold (NPT) w/Outlet Check Valve, System Fill Check Valve, Blowout Assembly
563330	Remote Pump Manifold (NPT) w/Outlet Check Valve, System Fill Check Valve, Tubed Blowout Assembly
Modu-Flo Oil Reservoirs	
562891	5 pt Plastic Cylindrical Reservoir
562904	6 pt Plastic Cylindrical Reservoir
562889	12 pt Plastic Cylindrical Reservoir
562890	20 pt Plastic Cylindrical Reservoir
563319	12 pt Tank
563320	24 pt Tank
563321	40 pt Tank



Pump package shown with oil reservoir



Pump package shown with grease reservoir

Pneumatic Pumps

Modu-Flo®

Ordering Information

Modu-Flo Grease Reservoirs	
562910	3 lb Plastic Cylindrical Reservoir
562911	3 lb Plastic Cylindrical Reservoir w/Low Level Switch Actuator (order separately)
562888	5 lb Plastic Cylindrical Reservoir
562905	6 lb Plastic Cylindrical Reservoir
562884	12 lb Plastic Cylindrical Reservoir
562885	20 lb Plastic Cylindrical Reservoir
564264	5 lb Metal Cylindrical Reservoir
562906	6 lb Metal Cylindrical Reservoir
562886	12 lb Metal Cylindrical Reservoir
562887	20 lb Metal Cylindrical Reservoir
Modu-Flo Low Level Switch Assemblies	
563316	15 amp Low Level Switch for 5 and 12 pt Cylindrical Oil Reservoirs, SPDT
563318	15 amp Low Level Switch for 6 pt Cylindrical Oil Reservoirs and all Tank Reservoirs, SPDT
563317	15 amp Low Level Switch for 20 pt Cylindrical Oil Reservoirs, SPDT
563014	10 watt Low Level Switch for 6 pt Cylindrical Oil Reservoirs and all Tank Reservoirs, SPST
563015	10 watt Low Level Switch for 5 and 12 pt Cylindrical Oil Reservoirs, SPST
563016	10 watt Low Level Switch for 20 pt Cylindrical Oil Reservoirs, SPST
564322	10 watt Low Level Switch for 12, 24 and 40 pt Tanks, Dual SPST
563322	Low Level Switch for 5, 6, 12 and 20 pt Cylindrical Grease Reservoirs
557825	Replacement Low Level Switch for 563014, 563015, 563016
557781	Replacement Low Level Switch for 563322
Modu-Flo Pressure Switch Assemblies	
557829	Pressure Switch for all Reservoirs
563325	High Pressure Blowout Switch for 5 pt or 5 lb Reservoirs
563326	High Pressure Blowout Switch for 12 and 20 pt or 12 and 20 lb Reservoirs
563327	High Pressure Blowout Switch for all Rectangular Reservoirs
Modu-Flo Solenoid Valves	
563315	3-Way Pneumatic Solenoid Valve, 115 VAC
563332	3-Way Pneumatic Solenoid Valve, 24 VDC
Modu-Flo Timer/Controller	
563339	Solid State AC Timer for all Tanks
563340	Solid State AC Timer for 5 pt and 5 lb Cylindrical Reservoirs
563341	Solid State AC Timer for 6, 12 and 20 pt, 6, 12 and 20 lb Cylindrical Reservoirs

Pneumatic Pumps

E-Series™

Designed for Reliability

The E-Series pump is a great, minimum cost, entry level alternative to standard pneumatic pump products. This all-in-one pump package comes complete with no assembly required and is easy to install. All pump packages include high-pressure rupture disc assembly and lube outlet check valve. The E-Series offers many reservoir options for either grease or oil. Great for any application where price is a concern and installation time is at a premium.

- Easy field installation of accessories without disturbing existing plumbing
- Smart pump design with few moving parts ensures long-lasting dependability

Typical Applications

- Presses and other In plant machines

Lubrication Used

- Oil up to 30,000 SUS
- Grease up to NLGI #2

Technical Specifications

Output per Stroke	0.03 in ³ (0.49 cm ³)
Max Output Pressure	2,000 psi (138 bar)
Ratio	20:1
Reservoir Material	Plastic, Cylindrical or Rectangular
Reservoir Size	3 and 6 lb (1.36 kg and 2.72 kg), 4 pt (1.89 liter)
Air Pressure	40 to 150 psi
Cycle Rate	10 CPM grease, 30 CPM oil

Ordering Information

E-Series Assemblies w/Fixed Output Pump	
563365	E-Series Pump w/3 lb (1.36 kg) Plastic Cylindrical Grease Reservoir, Low Level Switch, Pressure Gauge
563363	E-Series Pump w/6 lb (2.72 kg) Plastic Cylindrical Grease Reservoir with 2,350 psi (162 bar) Rupture Disc
563364	E-Series Pump w/6 lb (2.72 kg) Plastic Cylindrical Grease Reservoir, Low Level Switch with 2,350 psi (162 bar) Rupture Disc
563361	E-Series Pump w/4 pt (1.89 liter) Plastic Rectangular Oil Reservoir
563362	E-Series Pump w/4 pt (1.89 liter) Plastic Rectangular Oil Reservoir, Low Level Switch
E-Series Components	
563358	Pump only - with 1,750 psi (121 bar) Rupture Disc
563367	Adjustable Output Pump .01- 0.03 in ³ (0.16-0.49 cm ³) (*not fitted with Rupture Disc Assembly)
E-Series Oil Reservoirs	
563359	4 pt (1.89 liter) Plastic Rectangular Reservoir
562891	5 pt (2.36 liter) Plastic Cylindrical Reservoir
562904	6 pt (2.84 liter) Plastic Cylindrical Reservoir
562889	12 pt (5.67 liter) Plastic Cylindrical Reservoir
562890	20 pt (9.45 liter) Plastic Cylindrical Reservoir
564375	40 pt (18.93 liter) Cylindrical - Plastic
563319	12 pt (5.67 liter) Rectangular - Metal
563320	24 pt (11.36 liter) Rectangular - Metal
563321	40 pt (18.93 liter) Rectangular - Metal



563364

Pneumatic Pumps

E-Series™

Ordering Information

E-Series Grease Reservoirs	
562910	3 lb (1.36 kg) Plastic Cylindrical Reservoir
562888	5 lb (2.26 kg) Plastic Cylindrical Reservoir
564264	5 lb (2.26 kg) Metal Cylindrical Reservoir
562905	6 lb (2.71 kg) Plastic Cylindrical Reservoir
562906	6 lb (2.71 kg) Metal Cylindrical Reservoir
562884	12 lb (5.42 kg) Plastic Cylindrical Reservoir
562886	12 lb (5.42 kg) Metal Cylindrical Reservoir
562885	20 lb (9.04 kg) Plastic Cylindrical Reservoir
562887	20 lb (9.04 kg) Metal Cylindrical Reservoir
E-Series Low Level Options - Not available for 3 lb Cylindrical Reservoirs	
563378	10 watt Low Level Switch for 4 pt (1.89 liter) Rectangular Oil Reservoirs
563015	10 watt Low Level Switch for 5 pt (2.36 liter) and 12 pt (5.67 liter) Cylindrical Oil Reservoirs
563016	10 watt Low Level Switch for 20 pt (9.46 liter) Cylindrical Oil Reservoirs
563316	15 amp Low Level Switch for 5 pt (2.37 liter) and 12 pt (5.68 liter) Cylindrical Oil Reservoirs, SPDT
563318	15 amp Low Level Switch for 6 pt (2.84 liter) Cylindrical Oil Reservoirs and all Tank Reservoirs, SPDT
563317	15 amp Low Level Switch for 20 pt (9.45 liter) Cylindrical Oil Reservoirs
563322	15 amp Low Level Switch for all Grease Reservoirs
557826	10 watt Replacement Switch
557781	15 amp Replacement Switch
E-Series Accessories - For Field Installation	
563315	3-Way Modular Pneumatic Valve - 115 VAC
563332	3-Way Modular Pneumatic Valve - 24 VDC
563909	Pump Repair Kit (fixed output)
563945	Pump Repair Kit (adjustable E-Series Pump)

Pneumatic Pumps

MSA-10™ and MSA-100™

Durable In-Line Pumps

MSA Series products are used together with main lubrication supply lines where the pump is fed directly with no additional reservoir required. No reservoir makes the MSA Series ideal for locations that are difficult to reach or undesirable to enter. Use the MSA-10 for standard applications and the MSA-100 when high operating pressures and larger outputs are required.

- Ideal for applications where space is a premium
- Handles high pressure lubricant feed of direct line intake
- Used with or without a reservoir for the ultimate flexibility

Typical Applications

- In-plant manufacturing presses, machinery and processing equipment

Lubrication Used

- Oil and Grease up to NLGI #2

Technical Specifications

MSA-10

Material	Steel
Output per Stroke	0.04 to 120 in ³ (0.66 to 1.97 cm ³)
Max Pump Stroke per Minute	Single-Acting - 15 Double-Acting - 60
Max Output Pressure	3,000 psi (207 bar)
Air Pressure	40 to 150 psi
Max Lube Inlet	500 psi (34 bar)
Ratio	25:1


MSA-100

Material	Aluminum
Seals	Buna-N and Fluoroelastomer
Output per Stroke	0.4 to 0.8 in ³ (6.57 to 13.11 cm ³)
Max Pump Stroke per Minute	Single-Acting - 15 Double-Acting - 30
Max Output Pressure	3,000 psi (207 bar)
Air Pressure	60 to 140 psi
Max Lube Inlet	500 psi (34 bar)
Ratio	25:1

*Supplied with Rupture-to-Atmosphere Indicator rated to 1,450 psi (100) (standard)

Ordering Information

MSA Pumps	
562854	MSA-10 Air Operated Pump
562855	MSA-100 Air Operated Pump
MSA Kits	
563912	MSA-10 Repair Parts Kit
563913	MSA-100 Repair Parts Kit
MSA Restrictor Valve	
563072	Air Inlet Restrictor Valve for MSA-10 and MSA-100



Pneumatic Pumps

Injecto-Flo® AO-1

Compact Air-Operated Oil Pump

The AO-1 pneumatic pumps are compact in size to fit into any application, but deliver higher pump output rates with its short pump off time between cycles. Great for applications using piston distributors for oil lubrication. Several reservoir sizes and materials to choose from. Has built-in vent valve to get you up and running fast.

Typical Applications

- Small to medium machine tools

Lubrication Used

- Oil – 250 to 5,000 SUS

Technical Specifications

Output per Stroke (single shot only)	0.80 in ³ (13 cm ³)
Max Output Pressure	450 psi (31 bar)
Ratio	4.5:1
Reservoir Material	Plastic or Metal, Rectangular
Reservoir Size	4 pt (1.89 liter) or 10 pt (4.73 liter)
Minimum On-Time5 seconds
Minimum Off-Time15 seconds

Ordering Information

Injecto-Flo AO-1 Pumps	
562845	Pump, 4 pt (1.89 liter) Plastic Rectangular Reservoir
562846	Pump, 10 pt (4.73 liter) Metal Rectangular Reservoir
Low Level Switches	
556018	Low Level Switch
556019	Low Level Switch



562845

Pneumatic Pumps

LubriSystem®

Air Operated Pump for Single Line Parallel Systems

Easy to design, modify and adjust for oil or grease applications large or small. Great for operation of piston distributors. Rugged construction maximizes your productivity – upgrading to the internal timer control completely automates the system. All packages include internal pressure relief, so no need to install extra parts with additional costs. Combine with LubriSystem injectors for easy, low cost system design solutions.

- Ability to serve large systems – up to 100 lube points or more
- Efficient design promotes increase productivity and less downtime
- Several reservoir choices for both oil and grease applications

Typical Applications

- In plant equipment and machinery

Lubrication Used

- Oil and Grease up to NLGI #1

Technical Specifications

Output per Stroke	1.5 in ³ (24.6 cm ³)
Max Output Pressure360 to 1,350 psi (25 to 93 bar)
Air Inlet Pressure	40 to 150 psi (3 to 10 bar)
Ratio9:1
Reservoir Material	Plastic, Cylindrical
Reservoir Size	6 lb (2.72 kg), 12 lb (5.44 kg) or 20 lb (9.06 kg), 6 pt (2.84 liter), 12 pt (5.68 liter) or 20 pt (9.46 liter)



563575

Ordering Information

LubriSystem Pump w/out Reservoir	
563579	Standard Pump
LubriSystem Standard Oil Pumps	
563574	LubriSystem Pump w/6 pt (2.84 liter) Plastic Cylindrical Reservoir
563575	LubriSystem Pump w/12 pt (5.68 liter) Plastic Cylindrical Reservoir
563576	LubriSystem Pump w/20 pt (9.46 liter) Plastic Cylindrical Reservoir
563577	LubriSystem Pump w/6 pt (2.84 liter) Plastic Cylindrical Reservoir, 10 watt Low Level Switch
563578	LubriSystem Pump w/12 pt (5.68 liter) Plastic Cylindrical Reservoir, 10 watt Low Level Switch
LubriSystem Standard Air Operated Pumps Reservoir Assemblies	
563571	LubriSystem Pump w/6 lb (2.72 kg) Plastic Cylindrical Reservoir
563572	LubriSystem Pump w/6 lb (2.72 kg) Plastic Cylindrical Reservoir, Low Level Switch
563573	LubriSystem Pump w/12 lb (5.44 kg) Plastic Cylindrical Reservoir, Low Level Switch
LubriSystem Plastic Oil Reservoirs	
562892	12 pt (5.68 liter) Reservoir
562893	20 pt (9.46 liter) Reservoir
LubriSystem Plastic Grease Reservoirs	
562907	6 lb (2.72 kg) Reservoir
562896	12 lb (5.44 kg) Reservoir
562897	20 lb (9.06 kg) Reservoir

LubriSystem Low Level Switches - Oil Reservoirs only	
563014	10 watt Low Level Switch for 6 pt (2.84 liter) Reservoirs
563015	10 watt Low Level Switch for 12 pt (5.68 liter) Reservoirs
563016	10 watt Low Level Switch for 20 pt (9.46 liter) Reservoirs
563318	15 amp Low Level Switch for 6 pt (2.84 liter) Reservoirs
563316	15 amp Low Level Switch for 12 pt (5.68 liter) Reservoirs
563317	15 amp Low Level Switch for 20 pt (9.46 liter) Reservoirs
LubriSystem Low Level Switches - Grease Reservoirs only	
563322	15 amp Low Level Switch for all Grease Reservoirs
LubriSystem Solenoid Valves	
563315	115 VAC Solenoid Valve
563332	24 VDC Solenoid Valve
LubriSystem Solid State Timer	
562872	Solid State Timer, 115 VAC
557925	DC Timer
LubriSystem Repair Kits	
563762	Standard Pump Repair/Rebuild Kit - includes Pump Diaphragm

Manual Pumps

Grease Gun

Features and Benefits

A simple, compact, cost-effective way to deliver oil or grease. Ideal for purging existing centralized systems when changing lubrication or performing maintenance.

- Ideal for troubleshooting and system testing
- Handy carrying case for easy portability

Lubrication Used

- Oil and Grease

Technical Specifications

Output per Stroke 0.09 in³ (1.5 cm³)
Pressure Rating 5,000 psi (345 bar)
Reservoir Capacity 1 pint (500 cm³), 1 lb (0.453 kg) or use 14-14.5 oz grease cartridge
Pump body and Reservoir Material Steel
Storage Case Material. HDPE Plastic



562857

Ordering Information

Manual Grease Gun	
562857	Pump package with carrying case
558959	Wall mount bracket
200389	6 in rigid extension

Manual Pumps

PH Pump™

Versatile and Tough

Built with aluminum and steel components to meet the high standards of performance and quality you expect from Graco products. Available with a choice of standard clear plastic or metal Modu-Flo reservoirs for either oil or grease. Modular pump/reservoir design plus built-in features enable the PH Manual Pump to be customized for a wide range of applications.

- Built-in volume indicator provides easy verification that lubricant is being delivered to the system and that divider valves are completing lube cycles
- Wide applicability is provided by an optional two-outlet valve that mounts under the pump outlet. This valve allows the pump to serve two different systems or to supply one separate manual reversing system.
- Single-acting positive displacement pump design minimizes the number of moving and wearing parts for extended pump life and reduced maintenance
- Built-in automatic relief valve protects system components from over-pressure
- Built-in outlet check valve prevents back pressure from damaging pump and minimizes chance for contaminants to get into the pump or the lube supply

Typical Applications

- In-plant equipment and machinery

Lubrication Used

- Oil and Grease

Technical Specifications

Pump Output 0.150 in³ (2.46 cm³) per full stroke
 Maximum Operating Pressure 3,000 psi (207 bar)
 High Pressure Protection Relief Valve Set @ 2,500 psi (172 bar)
 Force to Operate Handle 29 lb (13.14 kg) per 1,000 psi @ rated pressure
 Reservoir Capacities 5 pint (2.37 liter) or 5 lb (2.27 kg), 6 pint (2.84 liter) or 6 lb (2.72 kg),
 12 pint (5.68 liter) or 12 lb (5.44 kg), 20 pint (9.46 liter) or 20 lb (9.06 kg)

Ordering Information

PH Pump	
563393	Pump (w/out reservoir)
564378	Pump w/5 pint (2.37 liter) Plastic Cylindrical Oil Reservoir
564379	Pump w/5 lb. (2.27 kg) Plastic Cylindrical Grease Reservoir
564381	Pump w/5 lb. (2.27 kg) Metal Cylindrical Grease Reservoir
564389	Pump w/6 lb. (2.72 kg) Plastic Cylindrical Grease Reservoir
564383	Pump w/12 lb. (5.44 kg) Plastic Cylindrical Grease Reservoir
564386	Pump w/20 lb. (9.06 kg) Plastic Cylindrical Grease Reservoir
564385	Pump w/20 pint (9.46 liter) Plastic Cylindrical Oil Reservoir
564384	Pump w/12 lb. (5.44 kg) Metal Cylindrical Grease Reservoir
564387	Pump w/6 pint (2.84 liters) Plastic Cylindrical Oil Reservoir
564365	Two-Outlet Valve
557864	3,000 psi (207 bar) Pressure Gauge
563160	Automatic 2,500 psi (172 bar) Relief Valve
558906	Coupler for Grease Fill Stud



564384

Manual Pumps

LubriSystem®

Features and Benefits

The LubriSystem hand pump package offers versatility for use in any application, large or small. Great for operation with Injectors or Piston Distributors, with oil or grease. Sturdy construction of aluminum and steel to provide years of service. Compact design can be used in areas where space is limited. Rugged bracket allows the pump package to be mounted in place in any applications.

- Bracket-mount design for easy installation
- Rugged design for years of operation
- Built-in pressure venting for use with injectors

Typical Applications

- General machinery lubrication where power is limited or not available

Lubrication Used

- Oil
- Grease up to NLGI #1

Technical Specifications

Output per Stroke	0.125 in ³ (2 cm ³)
Output Pressure	3,000 psi (207 bar)
Force to Operate Handle20 lb (9 kg) per 1,000 psi (69 bar)
Reservoir	Plastic, Cylindrical
Reservoir Size	6 pint (2.84 liter) or 6 lb (2.72 kg), 12 pint (5.68 liter) or 12 lb (5.44 kg), 20 pint (9.46 liter) or 20 lb (9.06 kg)



564422

Ordering Information

LubriSystem Hand-Operated Pumps	
564419	Hand Pump w/12 pt (5.86 liter) Plastic Oil Reservoir, 3,000 psi Gauge
564420	Hand Pump w/20 pt (9.46 liter) Plastic Oil Reservoir, 3,000 psi Gauge
564421	Hand Pump w/6 lb (2.72 kg) Plastic Grease Reservoir, 3,000 psi Gauge
564422	Hand Pump w/12 lb (5.44 kg) Plastic Grease Reservoir, 3,000 psi Gauge
564423	Hand Pump w/20 lb (9.06 kg) Plastic Grease Reservoir, 3,000 psi Gauge
LubriSystem Hand-Operated Pump Components	
563580	Hand Pump Body w/out Reservoir
LubriSystem Hand-Operated Pump Pressure Gauge	
557864	3,000 psi Gauge
LubriSystem Hand-Operated Pump Reservoirs	
562904	6 pt (2.84 liter) Plastic Oil Reservoir
562889	12 pt (5.68 liter) Plastic Oil Reservoir
562890	20 pt (9.46 liter) Plastic Oil Reservoir
562905	6 lb (2.72 kg) Plastic Grease Reservoir
562884	12 lb (5.44 kg) Plastic Grease Reservoir
562885	20 lb (9.06 kg) Plastic Grease Reservoir

Manual Pumps

Thrif-T Luber®

Features and Benefits

A simple and effective positive displacement pump that delivers up to 0.50 cubic inches per stroke. Compact design easily mounts on any piece of equipment. A spring return drives the piston for controlled lubrication delivery.

- Modular system design allows configurations to work in all applications
- Easy to standardize on components and reduce inventory
- Adjustable pump output for fast, convenient customizing

Typical Applications

- Small machine tools

Lubrication Used

- Oil (100-10,000 SUS)

Technical Specifications

Output per Stroke	0.50 in ³ (8.2 cm ³)
Output Pressure	75 psi (5 bar)
Operating Temp	0°F to 140°F (-17.8°C to 60°C)
Reservoir Size4 pt (1.89 liter)

Ordering Information

Thrif-T Lube Pump	
564012	TLMP-00 - Thrif-T Luber Manual Pump, Standard



564012

Mechanical Pumps

LubeMaster® Ratchet Drive Pump

Features and Benefits

Lubricates only while the machine is running! The LubeMaster Clutch Drive is a rugged, reliable pump powered mechanically by the machine using the lubrication. This pump is ideal for applications where lubrication cycles vary and are unpredictable.

- Rugged design for harsh-duty applications
- Mechanical link to machine—lubricates only while machine is running
- No separate power supply required

Typical Applications

- Presses, Banbury mixers, rubber mills, upsetters, heading machines, crane trolleys

Lubrication Used

- Oil and Grease up to NLGI #2



LM5214

Technical Specifications

Min./Max. Pump Output Chart				Output Per Hour	
Degrees of Throw	Effective Ratio	Impulses Per Minute	Pump Strokes Per Hour	Minimum	Maximum
12°	30:1	5 Min.	10	0.100 in ³ (1.639 cm ³)	0.500 in ³ (8.195 cm ³)
60°	6:1	150 Max.	1500	15.00 in ³ (245.85 cm ³)	75.00 in ³ (1,229.25 cm ³)

Ordering Information

LubeMaster	
LM6214	20 lb (9.06 kg) Plastic Grease Reservoir (562897), Clutch Drive w/Arm (563383), Individual Outputs (12 lb / 5.44 kg and 20 lb / 9.06 kg Grease, SPDT) (563322)
LM8211	20 lb (9.06 kg) Metal Grease Reservoir (562899), Clutch Drive w/Arm (563383)
LM4211	20 pt (9.46 liter) Metal Oil Reservoir (562895), Clutch Drive w/Arm (563383)
LM7211	12 lb (5.44 kg) Metal Grease Reservoir (562898), Clutch Drive w/Arm (563383)
LM5211	12 lb (5.44 kg) Plastic Grease Reservoir (562896), Clutch Drive w/Arm (563383)
LM5214	12 lb (5.44 kg) Plastic Grease Reservoir (562896), Clutch Drive w/Arm (563383), Individual Outputs (12 lb / 5.44 kg and 20 lb / 9.06 kg Grease, SPDT) (563322)

Mechanical Pumps

LubeMaster® Ratchet Drive Pump

LubeMaster Ordering Menu Code

Use the Smart Numbering System to order a complete assembly! The six-digit Smart Numbering System can help you order quickly and accurately. Simply follow the diagram for the configuration you want and build your order. Alternatively, use the part numbers at right to order individual components and assemble them in the field.

Code	Former Code	Description	Part Number	LM	Reservoir	Drive	Motor	Low Level
Product Identifier					X	X	X	X
LM	LUB	LM = LubeMaster	563380					
Note: When ordering LubeMaster bare pump 563380 for use with a grease reservoir, a fill stud is required (part number 557374). Fill stud 557374 is compatible with mating coupler 558906. Order separately.								
Reservoir Options								
1	OPA	12 pt plastic oil reservoir	562892					
2	OPB	20 pt plastic oil reservoir	562893					
3	OMA	12 pt metal oil reservoir	562894					
4	OMB	20 pt metal oil reservoir	562895					
5	GPA	12 lb plastic grease reservoir	562896					
6	GPB	20 lb plastic grease reservoir	562897					
7	GMA	12 lb metal grease reservoir	562898					
8	GMB	20 lb metal grease reservoir	562899					
9	OHS	Power Prime/Overhead Supply	562908					
Drive Options								
1	DOO	No drive	N/A					
2	DOA	Clutch drive with ratchet arm	563383					
3	DOB	10:1 reduction, floor-mounting base	563388					
4	DOC	10:1 reduction, wall-mounting base	563386					
5	DOD	60:1 reduction, floor-mounting base	563389					
6	DOE	60:1 reduction, wall-mounting base	563387					
Note: Drive Options 3, 4, 5, and 6 each contain all required mounting hardware (mounting plate, coupler, coupler guard, nuts, bolts, and washers).								
Motor Options								
1	MOO	No motor	N/A					
2	MOA	1/2 HP, 115/230 VAC, single phase, 60 Hz, 1,725 rpm	557271					
3	MOB	1/2 HP, 230/460 VAC, 3-phase, 60 Hz, 1,725 rpm	557270					
4	MOC	1/2 HP, 115/230 VAC, single phase, 60 Hz, 1,140 rpm	557272					
5	MOD	1/2 HP, 230/460 VAC, 3-phase, 60 Hz, 1,140 rpm	557273					
Low Level Options								
1	LOO	No level switch	N/A					
2	LOA	12 pt oil, SPDT, 15 amps	563316					
3	LOB	20 pt oil, SPDT, 15 amps	563317					
4	LOC	12 and 20 lb grease, SPDT	563322					
5	LOE	12 pt oil, SPST, 10 watts	563015					
6	LOF	20 pt oil, SPST, 10 watts	563016					
N/A*	N/A	High/low level switch kit (for METAL grease reservoirs only)	564318					
N/A*	LOH	Explosion-proof LL switch for grease reservoirs. (Class I, Group C and D; Class II, Group E, F, and G)	564377					
*564318 and 564377 are sold separately and field-installed. Choose option "1" and then order either part separately.								
Pressure Gauge (included)								
N/A	G1	No gauge	N/A					
N/A	G3	Liquid-filled 0-3000 psi gauge	557713					
Note: 557713 is included with every LMxxxx assembly, but not with the bare pump.								
Pressure Indicators (sold separately, but required for safety)								
N/A	POA	Standard Blowout, 1,450 psi (100 bar), Oil	563179					
N/A	POB	Standard Blowout, 2,350 psi (162 bar) Grease	563184					
N/A	POC	High-Pressure Blowout Switch, 1,450 psi (100 bar), Oil	563384					
N/A	POD	High-Pressure Blowout Switch, 2,350 psi (162 bar), Grease	563385					
Note: Options POC and POD require approximately 3 feet of 1/4 in OD copper tubing, which must be obtained from a 3rd party source.								

Mechanical Pumps

MLS Series™

Simple Installation and Operation

MLS Mechanical Lube Pumps are designed for automatic lubrication of machinery where machine motion can be used as the power source for the pump. Two pump types are available where the mechanical action is transmitted directly to the pump piston, combining compactness and simplicity. RMLS Pumps are equipped with a cam roller for cam or stop actuation. The EMLS-5 Pump is furnished with a drive arm with adjustable clevis position for powering the pump via a connecting rod from an eccentric pin in the end of a rotating shaft or other back-and-forth movement.

Typical Applications

- Where mechanical machine drive can be utilized

Technical Specifications

Minimum Piston Stroke Lube Discharge

RMLS-5 0.005 in³ @ 3/16 in
RMLS-50 0.050 in³ @ 5/16 in

Max Piston Stroke Lube Discharge


RMLS-5 0.012 in³ @ 3/8 in
RMLS-50 0.050 in³ @ 17/32 in

EMLS-5

Arm Travel 2-3/4 in, 2-1/16 in, 1-5/16 in
Piston Travel 3/8 in, 9/32 in, 1-5/16 in
Lube Discharge. 0.012 in³, 0.008 in³, 0.005 in³

Ordering Information

MLS Series Pumps	
562860	RMLS-5
562861	EMLS-5
562858	RMLS-50
563900	RMLS/EMLS-5 Repair Kit
563901	RMLS-50 Repair Kit



RMLS Pump



EMLS Pump

Hydraulic Pumps

Modu-Flo®

Features and Benefits

The Modu-Flo system is ideal for applications where minimizing downtime is critical. Customizing is easy—just mix and match pumps, reservoir and manifolds in any configuration to meet any application. Replace the pump or reservoir without disconnecting lubrication lines. Choose from a wide variety of hydraulic pumps that operate with grease or oil.

- Modular system design allows configurations to work in all applications
- Easy to standardize on components and reduce inventory
- Adjustable pump output for fast, convenient customization

Typical Applications

- General machinery lubrication where power is limited or not available

Lubrication Used

- Oil
- Grease up to NLGI #2

Technical Specifications

Output per Stroke 0.01 to 0.125 in³ (0.16 to 2.0 cm³)
 Output Pressure 3,000 psi (207 bar)

Ordering Information

Part Number	Model Description	Max Pump Output/Stroke in ³ (cm ³)	Maximum Cycles/Minute	Ratio	Max. Hydraulic Pressure, psi (bar)	Lubrication Type
563305	HLJ-5 pump, double acting (no reservoir)	0.01 to 0.03 (0.16 to 0.49)	60	5.5:1	200 to 2,000 (14 to 138)	Oil or grease up to NLGI #2
563345	HLJ-5X pump, double acting (no reservoir)	0.03 to 0.09 (0.49 to 1.5)	50	2.2:1	200 to 3,000 (14 to 207)	
563307	HLJ-25 pump, double acting (no reservoir)	0.03 to 0.12 (0.49 to 2.0)	50	5.5:1	200 to 2,000 (14 to 138)	

See pneumatic Modu-Flo section for a complete list of configurable parts.



Single Line Resistive Thrif-T Luber®

Simple Solutions to Tight Spaces and Budgets

- Fast payback—easily pays for itself!
- Easy system design and modification
- Full range of metering amounts for lubricating almost any machine
- Available in three types and ten flow ranges to meet lube requirements
- Quality sintered bronze filters won't shred or clog like felt filters



564020

Typical Applications

- Simple time and flow metering system; ideal for small to medium-sized lathes or grinders

Typical Fluids Handled

- Oil



564034

Quality sintered bronze filters won't shred or clog like felt filters

Technical Specifications

Cracking Pressure.....	2 psi (0.1 bar)
Maximum Pressure.....	150 psi (10 bar)
Filter Rating.....	40 micron
Orifice Type A.....	Direct to bearing
Orifice Type B.....	Manifold
Orifice Type C.....	Direct to bearing or Tee

Ordering Information

Thrif-T Luber - Type A Orifice	
564019	TLOA-0
564020	TLOA-1
564021	TLOA-2
564022	TLOA-3
564023	TLOA-4
564024	TLOA-5
564025	TLOA-2/0
564026	TLOA-3/0
564027	TLOA-4/0
564028	TLOA-5/0
Thrif-T Luber - Type B Orifice	
564038	TLOB-0
564039	TLOB-1
564040	TLOB-2
564041	TLOB-3
564042	TLOB-4
564043	TLOB-5
564044	TLOB-2/0
564045	TLOB-3/0
564046	TLOB-4/0
564047	TLOB-5/0
Thrif-T Luber - Type C Orifice	
564029	TLOC-0
564030	TLOC-1
564031	TLOC-2

Thrif-T Luber - Type C Orifice	
564032	TLOC-3
564033	TLOC-4
564034	TLOC-5
564035	TLOC-2/0
564036	TLOC-3/0
Thrif-T Luber Hardware	
561217	TLMB-04 - 4-Port Manifold Bar
561218	TLMB-06 - 6-Port Manifold Bar
561219	TLMB-08 - 8-Port Manifold Bar
561220	TLMB-10 - 10-Port Manifold Bar
561215	TLTF-00 - Tee
561216	TLAB-00 - Anchor Block
558220	TLBF-00 - Bearing Fitting
558189	TLCN-00 - Compression Nut
558156	TLTC-01 - Tube Clip, 1-Tube
558157	TLTC-02 - Tube Clip, 2-Tubes
558158	TLTC-03 - Tube Clip, 3-Tubes
558159	TLTC-04 - Tube Clip, 4-Tubes
Thrif-T Luber Accessories	
564053	TLLF-00 - In-Line Filter
558296	TLPG-00 - Pressure Gauge
561143	TLTP-25 - 5/32 in (3.96 mm) Tubing, 25 feet (762 cm)
563162	Relief Valve - 150 psi (10 bar)
556677	Reservoir Plug

Single Line Parallel

Piston Distributors

Features and Benefits

- Piston distributor style single line meters known world-wide for fast, simple installation
- Seven different groups with two different mounting types, thread to manifold or cast manifold to serve a broad range of lube point requirements
- Metering nipples can be changed to fine-tune your dispense volumes

Typical Applications

- Compact metering system with a wide range of outputs; ideal for medium-sized cutting machine tools

Typical Fluids Handled

- Oil - 32 to 2,000 cst
- Fluid grease up to NLGI #00

Technical Specifications

	3400 Series	3410 Series	3500 Series	3510 Series	3900 Series	3910 Series
Oil/Fluid Grease	Oil	Fluid grease	Oil	Fluid grease	Oil	Fluid grease
Reset Pressure	150 psi (10 bar)	150 psi (10 bar)	150 psi (10 bar)	150 psi (10 bar)	150 psi (10 bar)	150 psi (10 bar)
Max. Operating Pressure	650 psi (45 bar)	650 psi (45 bar)	650 psi (45 bar)	650 psi (45 bar)	650 psi (45 bar)	650 psi (45 bar)
Output Range	.0006 to .009 in ³ (0.01 to 0.16 cm ³)	.0006 to .006 in ³ (0.01 to 0.10 cm ³)	.006 to .036 in ³ (0.1 to 0.6 cm ³)	.006 to .018 in ³ (0.1 to 0.3 cm ³)	0.012 to 0.09 in ³ (0.2 to 1.5 cm ³)	.006 to .018 in ³ (0.1 to 0.3 cm ³)
Metering Nipple Options	5	4	4	3	5	3
Cast Manifold Outlets	2, 3, or 5	2, 3, or 5	2, 3, or 5	2, 3, or 5	2 or 3	2 or 3

Ordering Information

3400 Series Single Point Piston Distributors - Oil	
558306	0.01 cm ³ Output, M8 x 1
558307	0.03 cm ³ Output, M8 x 1
558308	0.06 cm ³ Output, M8 x 1
558309	0.10 cm ³ Output, M8 x 1
558310	0.16 cm ³ Output, M8 x 1
122804	0.01 cm ³ Output, M10 x 1
122805	0.03 cm ³ Output, M10 x 1
122806	0.06 cm ³ Output, M10 x 1
122807	0.10 cm ³ Output, M10 x 1
122808	0.16 cm ³ Output, M10 x 1
3410 Series Single Point Piston Distributors - Fluid Grease	
121654	0.01 cm ³ Output, M8 x 1
121655	0.03 cm ³ Output, M8 x 1
121656	0.06 cm ³ Output, M8 x 1
121657	0.10 cm ³ Output, M8 x 1

3400/3410 Series Bar Manifolds	
Inlet/Outlet, use with M8 Piston Distributors	
15X624	Tee M8/M8-1 Port
15X667	M10/M8-2 Port
15X668	M10/M8-3 Port
15X669	M10/M8-4 Port
15X670	M10/M8-5 Port
15X671	M10/M8-6 Port
15X672	M10/M8-7 Port
15X673	M10/M8-8 Port
15X674	M10/M8-10 Port
15X683	M14/M8-2 Port
15X684	M14/M8-3 Port
15X685	M14/M8-4 Port
15X686	M14/M8-5 Port
15X687	M14/M8-6 Port
15X688	M14/M8-7 Port
15X689	M14/M8-8 Port
15X690	M14/M8-10 Port



Single Line Parallel Piston Distributors

Ordering Information

3500 Series Single Point Piston Distributors - Oil	
121658	0.10 cm ³ Output, M10 x 1
121659	0.20 cm ³ Output, M10 x 1
121660	0.40 cm ³ Output, M10 x 1
121661	0.60 cm ³ Output, M10 x 1
3510 Series Single Point Piston Distributors - Fluid Grease	
121662	0.10 cm ³ Output, M10 x 1
121663	0.20 cm ³ Output, M10 x 1
121664	0.30 cm ³ Output, M10 x 1
3500/3510 Series Bar Manifolds	
Inlet/Outlet, use with M10 Piston Distributors	
15X625	Tee M10/M10-1 Port
15X675	M10/M10-2 Port
15X676	M10/M10-3 Port
15X677	M10/M10-4 Port
15X678	M10/M10-5 Port
15X679	M10/M10-6 Port
15X680	M10/M10-7 Port
15X681	M10/M10-8 Port
15X682	M10/M10-10 Port
15X691	M14/M10-2 Port
15X692	M14/M10-3 Port
15X693	M14/M10-4 Port
15X694	M14/M10-5 Port
15X695	M14/M10-6 Port
15X696	M14/M10-7 Port
15X697	M14/M10-8 Port
15X698	M14/M10-10 Port

3900 Series Single Point Piston Distributors - Oil	
121665	0.20 cm ³ Output, M14 x 1.5
121666	0.40 cm ³ Output, M14 x 1.5
121667	0.60 cm ³ Output, M14 x 1.5
121668	1.00 cm ³ Output, M14 x 1.5
121669	1.50 cm ³ Output, M14 x 1.5
3910 Series Single Point Piston Distributors - Fluid Grease	
122825	0.10 cm ³ Output, M12 x 1
122826	0.20 cm ³ Output, M12 x 1
122827	0.30 cm ³ Output, M12 x 1
121670	0.10 cm ³ Output, M14 x 1.5
121671	0.20 cm ³ Output, M14 x 1.5
121672	0.30 cm ³ Output, M14 x 1.5
3900/3910 Series Bar Manifolds	
Inlet/Outlet, use with M14 Piston Distributors	
15X626	Tee M14/M14-1 Port
15X699	M14/M14-2 Port
15X700	M14/M14-3 Port
15X701	M14/M14-4 Port
15X702	M14/M14-5 Port
15X703	M14/M14-6 Port
15X704	M14/M14-7 Port
15X705	M14/M14-8 Port
15X706	M14/M14-10 Port

Single Line Parallel

Piston Distributors

Ordering Information

3400 Cast Manifolds	
122841	2 Outlets, Oil PD, Complete w/Red Plastic Cover
122861	3 Outlets, Oil PD, Complete w/Red Plastic Cover
122862	5 Outlets, Oil PD, Complete w/Red Plastic Cover
3400 Metering Nipples	
122989	0.01 cm ³ (#1)
558311	0.03 cm ³ (#2)
558312	0.06 cm ³ (#3)
558313	0.10 cm ³ (#4)
558314	0.16 cm ³ (#5)
3410 Cast Manifolds	
122863	2 Outlets, Fluid Grease PD, Complete w/White Plastic Cover
122864	3 Outlets, Fluid Grease PD, Complete w/White Plastic Cover
122865	5 Outlets, Fluid Grease PD, Complete w/White Plastic Cover
3410 Metering Nipples	
122990	0.01 cm ³ (#1)
558324	0.03 cm ³ (#2)
558325	0.06 cm ³ (#3)
558326	0.10 cm ³ (#4)
3500 Cast Manifolds	
122866	2 Outlets, Oil PD, Complete w/Red Plastic Cover
122868	3 Outlets, Oil PD, Complete w/Red Plastic Cover
122869	5 Outlets, Oil PD, Complete w/Red Plastic Cover
3500 Metering Nipples	
558315	0.10 cm ³ (#4)
558316	0.20 cm ³ (#5)
558317	0.40 cm ³ (#6)
558318	0.60 cm ³ (#7)
3510 Cast Manifolds	
122885	2 Outlets, Fluid Grease PD, Complete w/White Plastic Cover
122886	3 Outlets, Fluid Grease PD, Complete w/White Plastic Cover
122887	5 Outlets, Fluid Grease PD, Complete w/White Plastic Cover
3510 Metering Nipples	
558327	0.10 cm ³ (#4)
558328	0.20 cm ³ (#5)
558329	0.30 cm ³ (#6)

3900 Cast Manifolds	
122888	2 Outlets, Oil PD, Complete w/Red Plastic Cover
122889	3 Outlets, Oil PD, Complete w/Red Plastic Cover
3900 Metering Nipples	
558319	0.20 cm ³ (#5)
558320	0.40 cm ³ (#6)
558321	0.60 cm ³ (#7)
558322	1.00 cm ³ (#8)
558323	1.50 cm ³ (#9)
3910 Cast Manifolds	
122890	2 Outlets, Fluid Grease PD, Complete w/White Plastic Cover
122891	3 Outlets, Fluid Grease PD, Complete w/White Plastic Cover
3910 Metering Nipples	
558330	0.10 cm ³ (#4)
558331	0.20 cm ³ (#5)
558332	0.30 cm ³ (#6)
Direct-to-Bearing Piston Distributors - For Oil Only	
122789	Direct Type F (M14/D4/0.03 cm ³)
122790	Direct Type F (M14/D4/0.06 cm ³)
122791	Direct Type F (M14/D4/0.10 cm ³)
122792	Direct Type F (M14/D6/0.03 cm ³)
122793	Direct Type F (M14/D6/0.06 cm ³)
122794	Direct Type F (M14/D6/0.10 cm ³)
122795	Direct Type GB (D10.35/0.03 cm ³)
122796	Direct Type GB (D10.35/0.06 cm ³)
122797	Direct Type GB (D10.35/0.10 cm ³)
122798	Direct Type GC (D13.5/0.10 cm ³)
122799	Direct Type GC (D13.5/0.20 cm ³)
122800	Direct Type GC (D13.5/0.30 cm ³)
122801	Direct Type GC (D13.5/0.40 cm ³)

Refer to Graco manual #313759 for more details on Piston Distributors.

Single Line Parallel LubriSystem® Injectors

Features and Benefits

- Two piece compression fitting included for fast, easy installation
- Bundled system tubing available for easy installation
- Threaded outlet allows for manifold or direct-to-bearing mounting
- Adjustable output volume

Typical Applications

- Designed for frequent, medium-pressure metering; ideal for medium-sized forming or injection-molding machines. Includes system pressure monitoring.

Typical Fluids Handled


- Oil to NLGI #0

Technical Specifications

Operating Pressure (max)	1,000 psi (69 bar)
Output Range	0.002 to 0.024 in ³ (0.033 to 0.393 cm ³)
Minimum Pressure to Fire Injectors	450 psi (31 bar)
Reset Pressure	160 psi (11 bar)
Minimum On-Time	30 seconds
Minimum Off-Time	3 minutes

Ordering Information

Injectors				
Size #	Output in ³ (cm ³)	Adjustment Spacers	Aluminum Alloy Injectors (Oil)	Aluminum Alloy Injectors (Grease)
			Part No.	Part No.
0	0.002 (0.033)	–	24Z888	24Z682
1	0.005 (0.082)	1	24Z889	24Z683
2	0.009 (0.148)	2	24Z890	24Z684
3	0.012 (0.197)	3	24Z891	24Z685
4	0.015 (0.246)	4	24Z892	24Z686
8	0.024 (0.393)	4	24Z893	24Z681
Spare O-ring			556587	556586
LubriSystem Manifolds and Accessories				
563769	Injector cycle Indicator			
24Z808	Injector port plugs with O-ring for aluminum manifold			
555808	End of line manifold plugs			
557901	Manifold Injector Outlet Plug			
557898	Aluminum output adjustment spacer			



Single Line Parallel

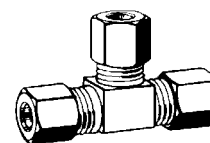
LubriSystem® Accessories

Ordering Information

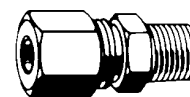
Heavy Wall Lube Lines (tubing)	
561132	Main Line (pump to manifold): 5/16 in OD x .059 in wall (7.9 mm x 1.5 mm), black, 60 feet (18.3 m) Burst Pressure Min. - 1,500 psi (103 bar) at 75°F (24°C)
561131	Point Distribution Line (injector to lube point): 3/16 in OD x .044 in wall (4.8 mm x 1.1 mm), black, 60 feet (18.3 m) Burst Pressure Min. - 2,000 psi (138 bar) at 75°F (24°C)
Self-Aligning Ferrules And Nuts	
556660	Brass Nut, w/captive ferrule, 3/16 in (4.8 mm) tube
556666	Brass Nut, w/captive ferrule, 5/16 in (7.9 mm) tube
556651	Stainless Steel Nut, 1/8 in (3.2 mm) tube
556654	Stainless Steel Ferrule, 1/8 in (3.2 mm) tube
557963	Brass Inserts for 5/16 in (7.9 mm) tubing (pack of 20)
Tees And Unions	
556636	Male Branch Tee, 5/16 in (7.94 mm) tube, 1/8 in (3.2 mm) NPTF Brass
556637	Union Tee, 5/16 (7.94 mm) tube, Brass
556647	Union, 3/16 (4.8 mm) tube, Brass
556648	Union, 5/16 (4.8 mm) tube, Brass
Brass Connectors	
556642	Female Connector, 3/16 in (4.8 mm) tube x 1/8 in (3.2 mm) NPTF
556643	Female Connector, 5/16 in (7.94 mm) tube x 1/8 in (3.2 mm) NPTF
556644	Male Connector, 3/16 in (4.8 mm) tube x 1/8 in (3.2 mm) NPTF
556645	Male Connector, 5/16 in (7.94 mm) tube x 1/8 in (3.2 mm) NPTF
556646	Male Connector, 5/16 in (7.94 mm) tube x 1/4 in (6.35 mm) NPTF
Tubing Straps	
563770	100 pieces, 11-1/2 in (292 mm)
Steel Pipe and Adapter Elbows	
15K740	1/4 in-28 in / 6.35 mm-711 cm (male) x 1/8 in (3.2 mm) NPTF (female), 90° Adapter Elbow
15K783	90° Street Elbow, 1/8 in (3.2 mm) NPTF, PTF SAE Short
557395	45° Street Elbow, 1/8 in (3.2 mm) NPTF
Brass Male Tube Elbows	
556638	3/16 in (4.8 mm) tube x 1/8 in (3.2 mm) NPTF
556639	5/16 in (7.94 mm) tube x 1/8 in (3.2 mm) NPTF
556640	5/16 in (7.94 mm) tube x 1/4 in (6.35 mm) NPTF
Harness Clamps and Brackets	
557943	5/16 in (7.94 mm) diameter
557946	3/8 in (9.53 mm) diameter
557944	7/16 in (11.11 mm) diameter
557947	1/2 in (12.7 mm) diameter
557945	5/8 in (15.22 mm) diameter
Miscellaneous	
561113	Air Line Restrictor, 1/2 in x 1/8 in (12.7 mm x 3.2 mm), M to F Pipe
561114	Air Line Restrictor, 3/8 in x 1/8 in (9.53 mm x 3.2 mm), M to F Pipe
557374	Trabon Style Fill Stud
557880	Grease Jockey Style Fill Stud
Fill Couplers, mate w/above fill studs	
558906	Coupler for use with 557374
557877	Coupler for use with 557880




561132



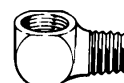
556637



556643



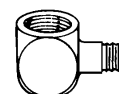
563770




15K783



556638



15K740



561132


Single Line Parallel

Single Line Parallel

GL-32™ and GL-43™ Injectors

Features and Benefits

- Accurate, reliable and adjustable lubrication for each lube point. Systems are easy to design, fast to set up and allow you to add or subtract lube points without having to redesign your lubrication system
- Versatile high performance – works with oil and grease grades to NLGI #2
- All injectors come standard with fluoroelastomer seals for use with synthetic lubricants and high temperature applications – up to 350°F (176°C)



24A923

Typical Applications

- In-plant machinery, mobile equipment and anywhere adjustable lubrication output is desired

Typical Fluids Handled

- Oil (10 weight minimum) and grease up to NLGI #2

Technical Specifications

Grease

Maximum Operating Pressure	3,500 psi (241 bar)
Minimum Operating Pressure	1,200 psi (83 bar)
Typical Operating Pressure	1,500 psi (103 bar)
Reset Pressure	200 psi (13.7 bar)
Output Volume Per Cycle (adjustable)	0.001 to 0.008 in ³ (0.02 to 0.13 cm ³)
Maximum Temperature Rating	350°F (176°C)
Cycle Indication	Visual Pin
Instruction Manual	313798

Oil

Maximum Operating Pressure	1,000 psi (69 bar)
Minimum Operating Pressure	750 psi (52 bar)
Typical Operating Pressure	850 psi (59 bar)
Reset Pressure	150 psi (10 bar)
Output Volume Per Cycle (adjustable)	0.001 to 0.008 in ³ (0.02 to 0.13 cm ³)
Maximum Temperature Rating	350°F (176°C)
Cycle Indication	Visual Pin
Instruction Manual	313798

Ordering Information

GL-32 Carbon Steel Grease	
24A919	Stand-Alone Injector, 1/4 NPT (must order in quantities of five)
24A920	Replacement Injector, 1/4 NPT (must order in quantities of five)
24A921	1-Injector Manifold, 1/4 NPT
24A922	2-Injector Manifold, 1/4 NPT
24A923	3-Injector Manifold, 1/4 NPT
24A924	4-Injector Manifold, 1/4 NPT
24B677	Injector Outlet Replacement Kit (nut, ferrule and adapter), NPT

24F507	Stand-Alone Injector, 6 mm outlet, BSPP (must order in quantities of five)
24F508	Replacement Injector, 6 mm outlet, BSPP (must order in quantities of five)
24F509	1-Injector Manifold, 6 mm outlet, 1/8 BSPP inlet
24F510	2-Injector Manifold, 6 mm outlet, 1/8 BSPP inlet
24F511	3-Injector Manifold, 6 mm outlet, 1/8 BSPP inlet
24F512	4-Injector Manifold, 6 mm outlet, 1/8 BSPP inlet
24F513	Injector Outlet Adapter Kit, 4 mm outlet
24F514	Injector Outlet Adapter Kit, 6 mm outlet
24B360	Repair Kit

Single Line Parallel

GL-32™ and GL-43™ Injectors

Ordering Information

GL-32 304 Stainless Steel Grease	
24E389	Stand-Alone Injector, 1/4 NPT (must order in quantities of five)
24E390	Replacement Injector, 1/4 NPT (must order in quantities of five)
24E391	1-Injector Manifold, 1/4 NPT
24E392	2-Injector Manifold, 1/4 NPT
24E393	3-Injector Manifold, 1/4 NPT
24E394	4-Injector Manifold, 1/4 NPT
24F943	Injector Outlet Replacement Kit (nut, ferrule and adapter), NPT
24F549	Stand-Alone Injector, 6 mm outlet, BSPP (must order quantities of five)
24F550	Replacement Injector, 6 mm outlet, BSPP (must order quantities of five)
24F551	1-Injector Manifold, 6 mm outlet, 1/8 BSPP inlet
24F552	2-Injector Manifold, 6 mm outlet, 1/8 BSPP inlet
24F553	3-Injector Manifold, 6 mm outlet, 1/8 BSPP inlet
24F554	4-Injector Manifold, 6 mm outlet, 1/8 BSPP inlet
24F555	Injector Outlet Adapter Kit, 4 mm outlet
24F556	Injector Outlet Adapter Kit, 6 mm outlet
24F944	Repair Kit
GL-43 Carbon Steel Oil	
24E240	Stand-Alone Injector, 1/4 NPT (must order in quantities of five)
24E245	Replacement Injector, 1/4 NPT (must order in quantities of five)
24E241	1-Injector Manifold, 1/4 NPT
24E242	2-Injector Manifold, 1/4 NPT
24E243	3-Injector Manifold, 1/4 NPT
24E244	4-Injector Manifold, 1/4 NPT
24B667	Injector Outlet Replacement Kit (nut, ferrule and adapter), NPT
24F542	Stand-Alone Injector, 6 mm outlet, BSPP (must order quantities of five)
24F543	Replacement Injector, 6 mm outlet, BSPP (must order quantities of five)
24F544	1-Injector Manifold, 6 mm outlet, 1/8 BSPP inlet
24F545	2-Injector Manifold, 6 mm outlet, 1/8 BSPP inlet
24F546	3-Injector Manifold, 6 mm outlet, 1/8 BSPP inlet
24F548	4-Injector Manifold, 6 mm outlet, 1/8 BSPP inlet
24F201	Repair Kit

GL-32, GL-33, GL-42, and GL-43 Outlet Fittings	
17B168	JIC-4 male outlet, carbon steel
17B169	JIC-4 male outlet, stainless steel
17B780	1/8 NPT(F) outlet, carbon steel
17B781	1/8 NPT(F) outlet, stainless steel
17B879	1/8 OD tube, push to connect
17B880	1/4 OD tube, push to connect
24F513	4 mm OD outlet tube, carbon steel
24F555	4 mm OD outlet tube, stainless steel
24B677	1/8 OD outlet tube, carbon steel
24F943	1/8 OD outlet tube, stainless steel
24F514	6 mm OD outlet tube, carbon steel
24F556	6 mm OD outlet tube, stainless steel
17B782	Outlet closure plug, carbon steel
17B783	Outlet closure plug, stainless steel
Accessories	
24W495	Manual grease fitting adapter
17B785	Measuring chamber vinyl cap
24W913	GL33 overhaul kit, carbon steel
24W914	GL33 overhaul kit, stainless steel
24W915	GL42 overhaul kit
24B360	GL32 overhaul kit, carbon steel
24F944	GL32 overhaul kit, stainless steel
24F201	GL43 overhaul kit

Single Line Parallel

GL-33™ and GL-42™ Injectors

Features and Benefits

- Accurate, reliable and adjustable lubrication for each lube point. Systems are easy to design, fast to set up and allow you to add or subtract lube points without having to redesign your lubrication system
- Versatile high performance – works with oil and grease grades to NLGI #2
- All injectors come standard with fluoroelastomer seals for use with synthetic lubricants and high temperature applications – up to 350°F (176°C)



24W404

Typical Applications

- In-plant machinery, mobile equipment and anywhere adjustable lubrication output is desired

Typical Fluids Handled

- Oil (10 weight minimum) and grease up to NLGI #2

Technical Specifications

Grease

Maximum Operating Pressure	3,500 psi (241 bar)
Minimum Operating Pressure	1,200 psi (83 bar)
Typical Operating Pressure	1,500 psi (103 bar)
Reset Pressure	.200 psi (13.7 bar)
Output Volume Per Cycle (adjustable)	0.001 to 0.003 in ³ (0.02 to 0.05 cm ³)
Maximum Temperature Rating	350°F (176°C)
Cycle Indication	Visual Pin
Instruction Manual	334495

Oil

Maximum Operating Pressure	1,000 psi (69 bar)
Minimum Operating Pressure	750 psi (52 bar)
Typical Operating Pressure	850 psi (59 bar)
Reset Pressure	150 psi (10 bar)
Output Volume Per Cycle (adjustable)	0.001 to 0.003 in ³ (0.02 to 0.05 cm ³)
Maximum Temperature Rating	350°F (176°C)
Cycle Indication	Visual Pin
Instruction Manual	334495

Ordering Information

GL-33 Carbon Steel Grease	
24W401	1-injector manifold, 1/8 NPT(F) inlet, 1/8 outlet
24W402	2-injector manifold, 1/8 NPT(F) inlet, 1/8 outlet
24W403	3-injector manifold, 1/8 NPT(F) inlet, 1/8 outlet
24W404	4-injector manifold, 1/8 NPT(F) inlet, 1/8 outlet
24X302	5-injector manifold, 1/8 NPT(F) inlet, 1/8 outlet
24W405	6-injector manifold, 1/8 NPT(F) inlet, 1/8 outlet
24W406	9-injector manifold, 1/8 NPT(F) inlet, 1/8 outlet
24W407	10-injector manifold, 1/8 NPT(F) inlet, 1/8 outlet
24W408	15-injector manifold, 1/8 NPT(F) inlet, 1/8 outlet
24W483	Replacement injector, 1/8 outlet (must order in quantities of five)
24W487	Stand-alone injector, 1/8 NPT(F) inlet, 1/8 outlet (must order in quantities of five)

24W501	1-injector manifold, 1/8 BSPP inlet, 6 mm outlet
24W502	2-injector manifold, 1/8 BSPP inlet, 6 mm outlet
24W503	3-injector manifold, 1/8 BSPP inlet, 6 mm outlet
24W504	4-injector manifold, 1/8 BSPP inlet, 6 mm outlet
24X303	5-injector manifold, 1/8 BSPP inlet, 6 mm outlet
24W505	6-injector manifold, 1/8 BSPP inlet, 6 mm outlet
24W506	10-injector manifold, 1/8 BSPP inlet, 6 mm outlet
24W507	15-injector manifold, 1/8 BSPP inlet, 6 mm outlet
24W484	Replacement injector, 6 mm outlet (must order in quantities of five)
24W488	Stand-alone injector, 1/8 NPT(F) inlet, 6 mm outlet (must order in quantities of five)

Single Line Parallel

GL-33™ and GL-42™ Injectors and Accessories

Ordering Information

GL-33 Stainless Steel Grease	
24W601	1-injector manifold, 1/8 NPT(F) inlet, 1/8 outlet
24W602	2-injector manifold, 1/8 NPT(F) inlet, 1/8 outlet
24W603	3-injector manifold, 1/8 NPT(F) inlet, 1/8 outlet
24W604	4-injector manifold, 1/8 NPT(F) inlet, 1/8 outlet
24X304	5-injector manifold, 1/8 NPT(F) inlet, 1/8 outlet
24W605	6-injector manifold, 1/8 NPT(F) inlet, 1/8 outlet
24W606	10-injector manifold, 1/8 NPT(F) inlet, 1/8 outlet
24W607	15-injector manifold, 1/8 NPT(F) inlet, 1/8 outlet
24W485	Replacement injector, 1/8 outlet (must order in quantities of five)
24W489	Stand-alone injector, 1/8 NPT(F) inlet, 1/8 outlet (must order in quantities of five)
24W701	1-injector manifold, 1/8 BSPP inlet, 6 mm outlet
24W702	2-injector manifold, 1/8 BSPP inlet, 6 mm outlet
24W703	3-injector manifold, 1/8 BSPP inlet, 6 mm outlet
24W704	4-injector manifold, 1/8 BSPP inlet, 6 mm outlet
24X305	5-injector manifold, 1/8 BSPP inlet, 6 mm outlet
24W705	6-injector manifold, 1/8 BSPP inlet, 6 mm outlet
24W706	10-injector manifold, 1/8 BSPP inlet, 6 mm outlet
24W707	15-injector manifold, 1/8 BSPP inlet, 6 mm outlet
24W486	Replacement injector, 6 mm outlet (must order in quantities of five)
24W490	Stand-alone injector, 1/8 NPT(F) inlet, 6 mm outlet (must order in quantities of five)
GL-42 Carbon Steel Oil	
24W801	1-injector manifold, 1/8 NPT(F) inlet, 1/8 outlet
24W802	2-injector manifold, 1/8 NPT(F) inlet, 1/8 outlet
24W803	3-injector manifold, 1/8 NPT(F) inlet, 1/8 outlet
24W804	4-injector manifold, 1/8 NPT(F) inlet, 1/8 outlet
24X306	5-injector manifold, 1/8 NPT(F) inlet, 1/8 outlet
24W805	6-injector manifold, 1/8 NPT(F) inlet, 1/8 outlet
24W806	9-injector manifold, 1/8 NPT(F) inlet, 1/8 outlet
24W807	10-injector manifold, 1/8 NPT(F) inlet, 1/8 outlet
24W808	15-injector manifold, 1/8 NPT(F) inlet, 1/8 outlet
24W491	Replacement injector, 1/8 outlet (must order in quantities of five)
24W493	Stand-alone injector, 1/8 NPT(F) inlet, 1/8 outlet (must order in quantities of five)
24W901	1-injector manifold, 1/8 BSPP inlet, 6 mm outlet
24W902	2-injector manifold, 1/8 BSPP inlet, 6 mm outlet
24W903	3-injector manifold, 1/8 BSPP inlet, 6 mm outlet
24W904	4-injector manifold, 1/8 BSPP inlet, 6 mm outlet
24X307	5-injector manifold, 1/8 BSPP inlet, 6 mm outlet
24W905	6-injector manifold, 1/8 BSPP inlet, 6 mm outlet
24W906	10-injector manifold, 1/8 BSPP inlet, 6 mm outlet
24W907	15-injector manifold, 1/8 BSPP inlet, 6 mm outlet
24W492	Replacement injector, 6 mm outlet (must order in quantities of five)
24W494	Stand-alone injector, 1/8 NPT(F) inlet, 6 mm outlet (must order in quantities of five)

GL-32, GL-33, GL-42, and GL-43 Outlet Fittings	
17B168	JIC-4 male outlet, carbon steel
17B169	JIC-4 male outlet, stainless steel
17B780	1/8 NPT(F) outlet, carbon steel
17B781	1/8 NPT(F) outlet, stainless steel
17B879	1/8 OD tube, push to connect
17B880	1/4 OD tube, push to connect
24F513	4 mm OD outlet tube, carbon steel
24F555	4 mm OD outlet tube, stainless steel
24B677	1/8 OD outlet tube, carbon steel
24F943	1/8 OD outlet tube, stainless steel
24F514	6 mm OD outlet tube, carbon steel
24F556	6 mm OD outlet tube, stainless steel
17B782	Outlet closure plug, carbon steel
17B783	Outlet closure plug, stainless steel
Accessories	
24W495	Manual grease fitting adapter
17B785	Measuring chamber vinyl cap
24W913	GL33 overhaul kit, carbon steel
24W914	GL33 overhaul kit, stainless steel
24W915	GL42 overhaul kit
24B360	GL32 overhaul kit, carbon steel
24F944	GL32 overhaul kit, stainless steel
24F201	GL43 overhaul kit

Single Line Parallel

Single Line Parallel

GL-1™, GL-1™ High Corrosion Protection (HCP), GL-1 X™, and GL-1 XL™ Injectors

Graco quality provides consistent performance in rugged environments.

- More operating pressure to the grease point than competition
- No vent holes to leak lubricants
- Fully-enclosed press fittings

Injector Covers

Clear, polycarbonate covers protect cycle pin indicators from contamination. (Included with GL-1 X and GL-1 XL models)

Hex-Head Adjustment Nut

Heavy-duty hex-head nut makes output adjustments simple.

Unibody Design

Rugged, single-piece body for use in harsh environments.

GL-1 Manifold

6,000 psi, 3/8 in NPT port manifolds fit pre-existing mounting patterns.

Output Spectrum Sleeves

Colored-coded spacers enable simple, targeted output volume.



Single Line Parallel

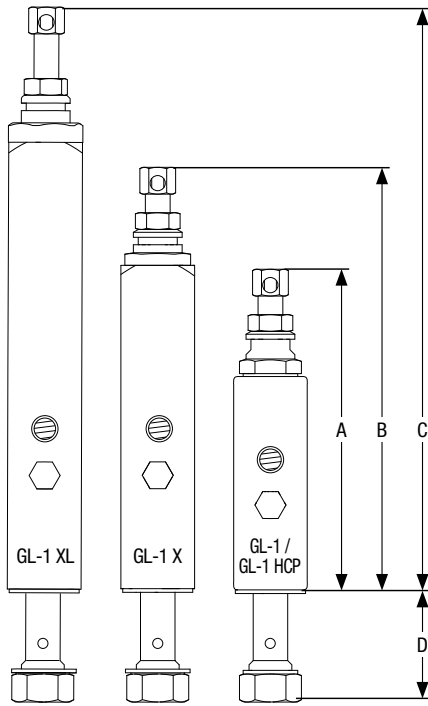
Technical Specifications

	GL-1 / GL-1 HCP	GL-1 X	GL-1 XL
Maximum operating pressure	3,500 psi (241 bar)	6,000 psi (414 bar)	6,000 psi (414 bar)
Minimum operating pressure	1,850 psi (128 bar)	1,850 psi (128 bar)	1,850 psi (128 bar)
Reset pressure	600 psi (41 bar)	1,000 psi (69 bar)	1,000 psi (69 bar)
Output volume per cycle	0.008 to 0.08 in ³ (0.13 to 1.31 cm ³)	0.015 to 0.08 in ³ (0.25 to 1.31 cm ³)	0.035 to 0.305 in ³ (0.57 to 5.0 cm ³)

Single Line Parallel

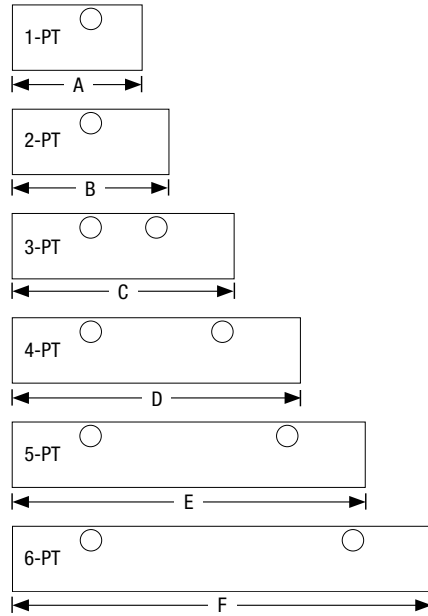
GL-1™, GL-1™ High Corrosion Protection (HCP), GL-1 X™, and GL-1 XL™ Injectors

Single Line Parallel



GL-1 Injector Dimensions

A	5.3 in (13.46 cm)
B	6.9 in (17.53 cm)
C	9.5 in (24.13 cm)
D	1.7 in (4.32 cm)



GL-1 Manifold Dimensions

A	2.5 in (6.35 cm)
B	3.0 in (7.62 cm)
C	4.2 in (10.67 cm)
D	5.5 in (13.97 cm)
E	6.7 in (17.02 cm)
F	8.0 in (20.32 cm)



114905



24X807



24X817

Ordering Information

	GL-1	GL-1 HCP	GL-1 X	GL-1 XL
GL-1 Injectors and Manifold Assemblies				
GL-1 one point assembly	114901	24X401	24X801	24X811
GL-1 two point assembly	114902	24X402	24X802	24X812
GL-1 three point assembly	114903	24X403	24X803	24X813
GL-1 four point assembly	114904	24X404	24X804	24X814
GL-1 five point assembly	114905	24X405	24X805	24X815
GL-1 six point assembly	117206	24X406	24X806	24X816
GL-1 single replacement injector (no manifold)	114909	24X153	24X807	24X817
GL-1 Bare Injector Manifolds (no injectors included)				
One bank GL-1 manifold	114911	17H911	114911	114911
Two bank GL-1 manifold	114912	17H912	114912	114912
Three bank GL-1 manifold	114913	17H913	114913	114913
Four bank GL-1 manifold	114914	17H914	114914	114914
Five bank GL-1 manifold	114915	17H915	114915	114915
Six bank GL-1 manifold	118206	17H916	118206	118206

Single Line Parallel

GL-1™, GL-1™ High Corrosion Protection (HCP), GL-1 X™, and GL-1 XL™ Injectors


Ordering Information

	GL-1	GL-1 HCP	GL-1 X	GL-1 XL
GL-1 Injector Accessories				
GL-1 injector cover kit	17L754	17L754	17L754*	17L755*
GL-1 injector crossport kit	115120	–	115120	115120
GL-1 zerk and cap kit**	114916	17C155	114916	114916
GL-1 adjustment screw and lock nut**	126030	–	–	–

*Included with every GL-1 X and GL-1 XL injector. **Must be ordered in quantities of ten.

Output Spectrum Sleeves

GL-1 Output Target in ³ (cm ³)	Output Target Ratio		Color	10-Pack Part Number
	From Minimum	From Maximum		
GL-1 Injectors				
0.01 (0.1)	1.0	0.10	N/A	N/A
0.03 (0.5)	2.0	0.50	Red	17K601
0.05 (0.8)	3.0	0.60	Silver	17K602
0.06 (1.0)	4.0	0.80	Gold	17K603
0.08 (1.3)	5.0	1.00	Green	17K604
GL-1 X Injectors				
0.01 (0.3)	1.0	0.20	N/A	N/A
0.03 (0.5)	2.0	0.40	Red	17K601
0.04 (0.7)	3.0	0.50	Silver	17K602
0.06 (0.8)	3.3	0.60	Gold	17K603
0.07 (1.2)	5.0	0.75	Green	17K604
GL-1 XL Injectors				
0.04 (0.6)	1.0	0.10	N/A	N/A
0.05 (0.8)	1.5	0.15	Red	17K601
0.06 (1.0)	2.1	0.25	Silver	17K602
0.09 (1.5)	2.8	0.30	Gold	17K603
0.12 (2.0)	3.4	0.40	Green	17K604
0.13 (2.0)	3.9	0.45	Black	17N453
0.15 (2.5)	4.3	0.50	Purple	17N454
0.18 (3.0)	5.4	0.60	Blue	17N455
0.21 (3.5)	6.4	0.75	Orange	17N456
0.24 (4.0)	7.5	0.90	Brown	17N457
0.30 (5.0)	8.6	1.00	Yellow	17N458



Single Line Parallel

Single Line Parallel

GL-11™ Injectors

Features and Benefits

- Adjustable output volumes to custom fit the system for each lube point
- Convenient top-mounted cycle pin indicator provides quick, at-a-glance confirmation that the injector is functioning properly
- Hex head adjustment for easy turning from most any orientation

Typical Applications

- Rugged, medium-pressure metering system for pumping grease; ideal for heavier-duty applications such as mobile mining vehicles, milling, cement batch plants or material processing equipment.

Typical Fluids Handled

- Grease up to NLGI #2

Technical Specifications

Reset Pressure	600 psi (41 bar)
Maximum Pressure	3,500 psi (241 bar)
Suggested Operating Pressure.....	2,500 psi (172 bar)
Minimum Operating Pressure	1,000 psi (69 bar)
Output Range	0.05 to 0.5 in ³ (0.82 to 8.2 cm ³)
Number of Adjustment Turns.....	14
Cycle Indicator	Visual

Ordering Information

GL Injectors and Accessories	
24A918	GL-11 injector
24B359	GL-11 injector repair kit
114916	GL-11 zerk and cap kit



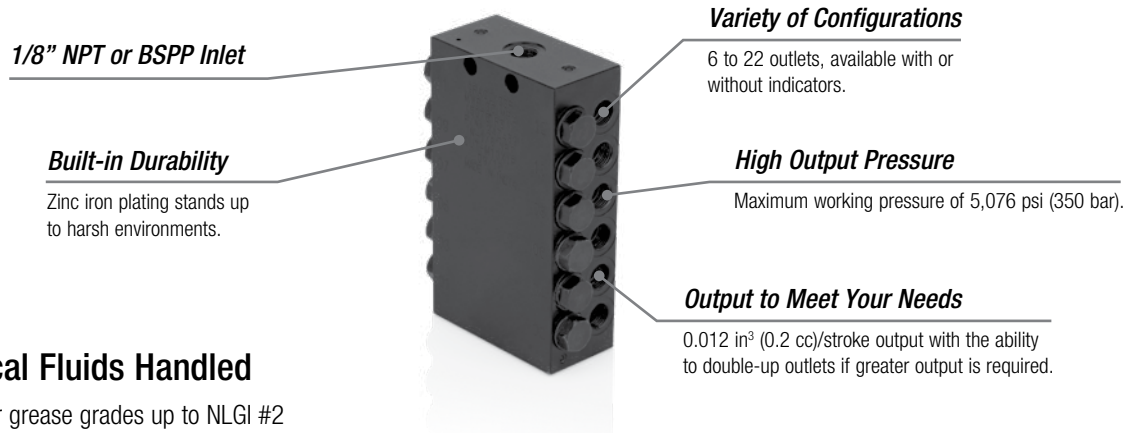
24A918

Series Progressive

Compact Series Progressive (CSP) Valves

Graco Quality in a Compact Package

Compact Series Progressive (CSP) valve with broad market versatility.
Combine with field-proven Graco pumps for a complete system solution.



Typical Fluids Handled

- Oil or grease grades up to NLGI #2

Technical Specifications

Maximum Pressure, psi (bar)	5,076 (350)
Output Single Outlet, in ³ (cm ³)	0.012 in ³ (.20 cm ³)
Cycle Indication	Electronic proximity switch, magnetic visual indicator
Max Operating Temperature	212°F (100°C)
Material	Carbon alloy steel with zinc iron plating

Ordering Information

	NPT	BSPP
CSP Valves without Indicator		
6 outlet, 1/8 in inlet	24Z486	24Z477
8 outlet, 1/8 in inlet	24Z487	24Z478
10 outlet, 1/8 in inlet	24Z488	24Z479
12 outlet, 1/8 in inlet	24Z489	24Z480
14 outlet, 1/8 in inlet	24Z490	24Z481
16 outlet, 1/8 in inlet	24Z491	24Z482
18 outlet, 1/8 in inlet	24Z492	24Z483
20 outlet, 1/8 in inlet	24Z493	24Z484
22 outlet, 1/8 in inlet	24Z494	24Z485
CSP Valves with Indicator		
6 outlet, 1/8 in inlet	24Z504	24Z495
8 outlet, 1/8 in inlet	24Z505	24Z496
10 outlet, 1/8 in inlet	24Z506	24Z497
12 outlet, 1/8 in inlet	24Z507	24Z498
14 outlet, 1/8 in inlet	24Z508	24Z499
16 outlet, 1/8 in inlet	24Z509	24Z500
18 outlet, 1/8 in inlet	24Z510	24Z501
20 outlet, 1/8 in inlet	24Z511	24Z502
22 outlet, 1/8 in inlet	24Z512	24Z503

Series Progressive

Series Progressive

Compact Series Progressive (CSP) Valve Accessories

Ordering Information

G-Lock Push-to-Connect (PTC) Fittings	
For use with 1/8 in ID hose only	
17L441	1/4 in stud PTC, M10, CSP outlet
25M496	90 degree 1/4 in field-installable stud
25M497	Straight 1/4 in field-installable stud
17L442	1/4 in stud PTC with male 1/8 in NPT, inlet or LP
17L547	1/4 in stud PTC with male 1/4 in NPT, pump outlet
Nylon Tube Push-To-Connect (PTC) Fittings	
For use with 1/4 in OD nylon tube	
17L440	1/4 in OD nylon tube PTC, M10, CSP outlet
17L652	90 degree 1/4 in OD nylon tube PTC, male 1/8 in NPT, inlet or LP
17L653	Straight 1/4 in OD nylon tube PTC, male 1/8 in NPT, inlet or LP
CSP Outlet Fittings	
25M498	1/8 in NPT female with check, M10
25M499	1/4 in compression with check, M10
Doubling Plug	
17L651	Doubling plug
Proximity Switch	
17L879	CSP – DC PNP, Solid state, 10-36 VDC, M12 connection
Weld Stud Accessories	
26A478	Weld stud kit
26A479	Weld stud template
1/4 in ID Hoses and Accessories	
128572	Hose, 1/4 in ID, 2,750 PSI, 100 ft, braided with polyurethane cover
128573	Hose, 1/4 in ID, 2,750 PSI, 125 ft, braided with polyurethane cover
128582	Hose guard, 1/2 in ID, 100 ft
128563	Field-installable swivel hose end fitting, 1/4 in ID hose, #4 JIC, SAE 7/16-20 female
128564	Field-installable swivel hose end fitting, 1/4 in ID Hose, 1/4 in NPT male
128565	Field-installable swivel hose end fitting, 1/4 in ID Hose, 1/8 in NPT male
1/8 in ID Hoses and Accessories	
128570	Hose, 1/8 in ID, 3,000 PSI, 200 ft, braided with polyurethane cover
128571	Hose, 1/8 in ID, 3,000 PSI, 400 ft, braided with polyurethane cover
128579	Hose guard, 3/8 in ID, 160 ft
128580	Hose guard, 3/8 in ID, 320 ft
128561	Field-installable swivel hose end fitting, 1/8 in ID hose, #4 JIC, SAE 7/16-20 female
128562	Field-installable swivel hose end fitting, 1/8 in ID hose, 1/8 in NPT male
1/4 in OD Tubing and Accessories	
127555	Tubing, 1/4 in OD, 625 PSI, 100 ft
127552	1/4 in tube x 1/4 in NPT straight push-to-connect (PTC) fitting
555726	1/4 in tube x 1/4 in NPT elbow push-to-connect (PTC) fitting
127553	1/4 in tube x 1/8 in NPT straight push-to-connect (PTC) fitting
556634	1/4 in tube x 1/8 in NPT elbow push-to-connect (PTC) fitting



17L441



17L652




25M499

Series Progressive

Trabon® USP Mono Block Divider Valve

Features and Benefits

- Series progressive metering in a one piece block – no assembly required!
- Space efficient design with 6, 8, 10, 12, 14 or 16 outlets. Outlets can be combined to meet larger bearing needs
- Fittings have built-in outlet check valves to ensure accurate lube delivery every time
- Works with standard MSP magnetic and electronic proximity switch cycle indicators to provide positive assurance of a successful lube event
- Fluoroelastomer seals come standard, great for high temperature applications or synthetic lubricants



24J334

Typical Applications

- Mobile, industrial, food and beverage, wind, and many more

Typical Fluids Handled

- Oil or grease grades up to NLGI #2

Technical Specifications

Maximum Pressure, psi (bar)	5,076 (350)
Output Single Outlet, in ³ (cm ³).....	0.012 in ³ (.20 cm ³)
Cycle Indication.....	Electronic proximity switch, magnetic visual indicator
Max Operating Temperature.....	350°F (176°C)

Ordering Information

USP Bare Valves - Must order required outlet fittings to complete installation	
24J331	USP 6 outlet mono block
24J332	USP 8 outlet mono block
24J333	USP 10 outlet mono block
24J334	USP 12 outlet mono block
24J335	USP 14 outlet mono block
24J336	USP 16 outlet mono block
USP Outlet Fittings	
24E232	1/8 in NPSF female with check valve
16V778	1/4 in nylon tubing push-to-connect with check valve
16V779	3/16 in nylon tubing push-to-connect with check valve
16V780	6 mm nylon tubing push-to-connect with check valve
16V782	1/4 in steel tubing compression with check valve
16V784	3/16 in nylon tubing compression with check valve
16V785	6 mm steel tubing compression with check valve
24F467	Doubling plug
USP Accessories	
24N007	Weld bar for 6 and 8 outlet valves
24N008	Weld bar for 10 and 12 outlet valves
24N009	Weld bar for 14 and 16 outlet valves

Series Progressive

Trabon® MD Mono Block Divider Valve

Features and Benefits

The Trabon MD Series is the most compact series progressive solution making it a perfect fit for tight spaced applications

- Available with 2, 3, 4 or 6 outlets
- Easy to install on new or existing equipment
- Use our cycle indicator pin models to provide positive assurance of a successful lube event
- Fluoroelastomer seals for high temperature applications or synthetic lubricants

Typical Applications

- Industrial or mobile applications where space is at a premium

Typical Fluids Handled

- Oil or grease up to NLGI #2

Technical Specifications

Material	Steel
Pressure (max)	3,000 psi (207 bar)
Net Weight (approx.)	1 lb 8 oz (0.68 kg)
Volume (Lubricant to cycle divider valve one complete cycle)	
MD-2	0.040 in ³ (0.66 cm ³) each
MD-3	0.040 in ³ (0.66 cm ³) outlet 1 and 0.020 in ³ (0.33 cm ³) outlet 2 and 3
MD-4	0.020 in ³ (0.33 cm ³) each
MD-6	0.010 in ³ (0.16 cm ³) each
Max Operating Temperature	350°F (176°C)

Ordering Information

	Number of Outlets	Output per Outlet, in ³ (cm ³)	Valve Only	Valve with Cycle Pin	Valve with Cycle Switch and Bracket Assembly
MD-2	2	0.04 (0.66)	562656	562653	563270
MD-3	3	Outlet 1 – 0.04 (0.66) Outlet 2 and 3 – 0.02 (0.33)	562657	562654	563271
MD-4	4	0.02 (0.33)	562658	562655	564356
MD-6	6	0.01 (0.16)	562659		N/A

MD Spare Parts	
563555	Cycle indicator end plug assembly
122276	Viton o-ring



562658

Series Progressive

Trabon® MJ Divider Valve

Features and Benefits

The Trabon MJ series features a compact and easily customizable design that can be tailor fit to meet a variety of specific lube requirements. Capable of handling grease grades up to NLGI #1.

- Space efficient – from 6 to 16 points from one block assembly
- Built-in outlet check valves ensure accurate lube delivery, every time
- Alternate outlet on face of valves can be fitted with optional performance indicators
- Can be easily accessorized with magnetic and electronic proximity switch cycle indicators to provide positive assurance of a successful lube event

Typical Applications

- Machine tools, textile, glass and can machinery, and mobile equipment

Typical Fluids Handled

- Oil or Grease up to NLGI #1



Technical Specifications

Material.....Plated Steel
 Maximum Pressure 2,000 psi (137.89 bar)
 Max Operating Temperature.....200°F (93°C)
 Max Cycle Rate with Cycle Pin 60 cycles/min

	Output Twin Outlet, in ³ (cm ³)	Output Single Outlet, in ³ (cm ³)	Cycle Indication
MJ5	0.005 (0.08)	0.010 (0.16)	Not available
MJ10	0.010 (0.16)	0.020 (0.33)	Cycle indicator switch
MJ15	0.015 (0.26)	0.030 (0.49)	

Ordering Information

MJ Valve Working Sections (Must be ordered in multiples of 5)					
Outlet	Description	Output Per Outlet, in ³ (cm ³)	Model Number		
			Standard Section	With Cycle Pin – Right	With Cycle Pin – Left
Single	MJ-5S	0.010 (0.16)	562500	Cycle indication not available	
	MJ-10S	0.020 (0.33)	562501	562508	562512
	MJ-15S	0.030 (0.49)	562502	562509	N/A
Twin	MJ-5T	0.005 (0.08)	562503	Cycle indication not available	
	MJ-10T	0.010 (0.16)	562504	562510	562513
	MJ-15T	0.015 (0.26)	562505	562511	564205

Build Your Own MJ Base Plate Assemblies		
Component	Description	Model Number
		NPSF
Inlet*	Standard inlet	560643
End section*	Standard end section	560645
Tie rods - (2 required)	3-section**	557515
	4-section**	557516
	5-section**	557517
	6-section**	557518
	7-section**	557519
	8-section**	557520
Tie rod nuts (2 required)	Tie rod nuts	556371

*Must be ordered in multiples of five. **Two tie rods and tie rod nuts required for assembly.

Series Progressive

Trabon® MSP Divider Valve

Features and Benefits

The Trabon MSP Series sets the industry standard for quality, reliability, and ease of use features. It was the original modular-style series progressive divider valve—and is still the best!

- Quick change valve sections can be removed from the base assembly without disturbing any lube lines—minimizing labor cost and maximizing your machine uptime
- Accessories such as magnetic and electronic proximity switch cycle indicators provide positive assurance of a successful lube event
- Alternate outlet on face of valves can be fitted with optional performance indicators, taking the guesswork out of troubleshooting
- Built-in outlet check valves ensure accurate lube delivery, every time

Pre-assembled and tested base plates now available!



Typical Applications

- Mobile, industrial, food and beverage, wind, and many more

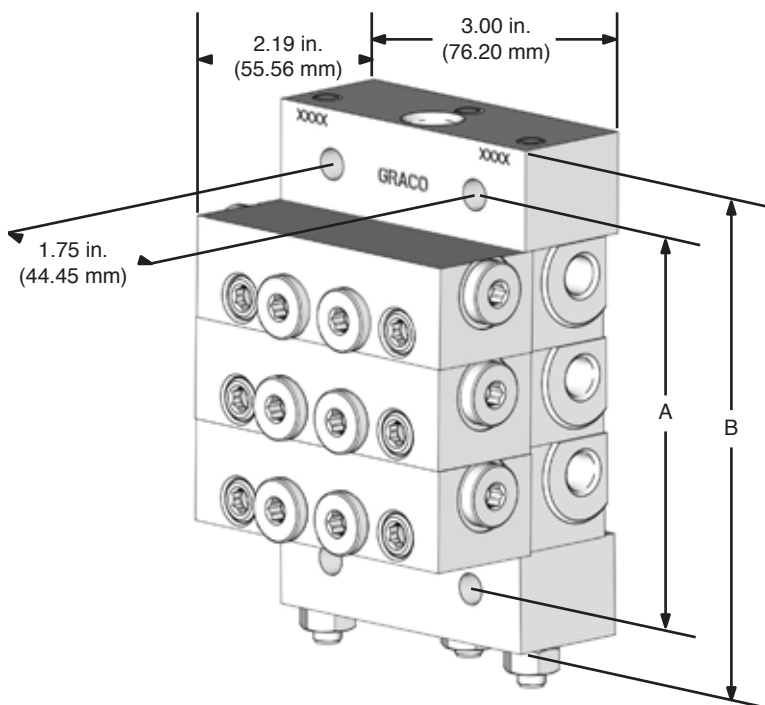
Typical Fluids Handled

- Oil or Grease up to NLGI #2

Technical Specifications

Material.....	Plated Steel
Maximum Pressure.....	3,500 psi (241 bar)
Max Operating Temperature.....	350°F (176 °C)
Max Cycle Rate with Cycle Pin.....	60 cycles/minute
Max Cycle Rate without Cycle Pin.....	200 cycles/minute

Series Progressive

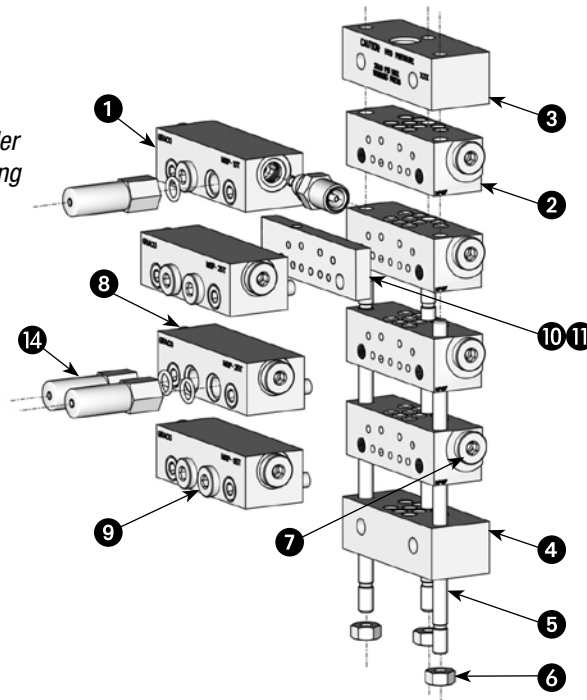


Number of Valve Sections	Dimensions (for reference only)	
	A	B
3	3.6 in (91.4 mm)	4.6 in (116.8 mm)
4	4.5 in (114.3 mm)	5.0 in (127.0 mm)
5	5.4 in (137.2 mm)	6.4 in (162.6 mm)
6	6.3 in (160.0 mm)	7.4 in (188.0 mm)
7	7.3 in (185.4 mm)	8.3 in (210.8 mm)
8	8.2 in (208.3 mm)	9.2 in (233.7 mm)

Series Progressive

Trabon® MSP Divider Valve

Easily configure the MSP Divider Valve system using the following item selection chart.



Note: Not shown in diagram – Bypass Block (562660), Cycle Indicators and Proximity Switches (refer to specific product pages), and Mounting Brackets (see page 66).

Ordering Information

MSP Valve Working Sections (Must be ordered in multiples of 5)

Item	Outlet	Description	Output Per Outlet, in ³ (cm ³)	Model Number		
				Standard Section	With Cycle Pin – Right	With Cycle Pin – Left
1	Single	MSP-5S	0.010 (0.16)	562711	N/A	
		MSP-10S	0.020 (0.33)	562712		
		MSP-15S	0.030 (0.49)	562713		
		MSP-20S	0.040 (0.66)	562714	562729	562734
		MSP-25S	0.050 (0.82)	562715	562730	562735
		MSP-30S	0.060 (0.98)	562716	562731	562736
		MSP-35S	0.070 (1.15)	562717	562732	562737
	MSP-40S	0.080 (1.31)	562718	562733	562738	
	Twin	MSP-5T	0.005 (0.08)	562720	N/A	
		MSP-10T	0.010 (0.16)	562721		
		MSP-15T	0.015 (0.26)	562722		
		MSP-20T	0.020 (0.33)	562723	562739	562744
		MSP-25T	0.025 (0.41)	562724	562740	562745
		MSP-30T	0.030 (0.49)	562725	562741	562746
MSP-35T		0.035 (0.57)	562726	562742	562747	
MSP-40T	0.040 (0.66)	562727	562743	562748		

Pre-Configured MSP Base Plate Assemblies

Includes inlets, intermediate base plate sections, end section, tie rods, and nuts.

Item	Maximum Number of Outlets	Number of Valve Sections	Model Number		Dimensions (for reference only)	
			NPSF	BSPP	A	B
2/3/4/5/6	6	3	24G485	24N915	3.6 in (91.4 mm)	4.6 in (116.8 mm)
	8	4	24G486	24N916	4.5 in (114.3 mm)	5.0 in (127.0 mm)
	10	5	24G487	24N917	5.4 in (137.2 mm)	6.4 in (162.6 mm)
	12	6	24G488	24N918	6.3 in (160.0 mm)	7.4 in (188.0 mm)
	14	7	24G489	24N919	7.3 in (185.4 mm)	8.3 in (210.8 mm)
	16	8	24G490	24N920	8.2 in (208.3 mm)	9.2 in (233.7 mm)

Series Progressive

Trabon® MSP Divider Valve

Ordering Information

Build Your Own MSP Base Plate Assemblies						
Item	Component	Description	Model Number			Note
			NPSF	BSPP	SAE	
2	Intermediate base plate	Single section	563425	563447	563451	Must be ordered in multiples of 5
3	Inlet options <i>Additional specialty inlets available</i>	Standard	560919	560936	560943	
		With bleed ports	563421		563422	
4	End section options	Standard	563424			
		With alternate inlet port plug	563279			
5	Tie rods (3 required)	3-section	557731			3 tie rods and tie rod nuts required for assembly
		4-section	557732			
		5-section	557733			
		6-section	557734			
		7-section	557735			
		8-section	557736			
		9-section	557738			
		10-section	557739			
6	Tie rod nuts (3 required)	Tie rod nuts	556371			

Pipe, Piston Enclosure, and Indicator Port Plugs					
Item	Component	Model Number			Note
		NPSF	BSPP	SAE	
7	Outlet Port Plug	557349 (NPT)	558799	567251 (with o-ring)	1 outlet port plug is required for each "S" valve section
8	Piston Enclosure Plug with o-ring	24E757			
9	Indicator Port Plug with o-ring	16U217			

Optional Components				
Item	Component	Description	Model Number	Note
10	Crossport Bar	Right	563469	1 outlet port plug is required for each crossport bar
		Left	563470	
		Right and Left	563471	2 outlet port plugs are required for each double crossport bar
11	Singling Bar	Converts a "T" valve to an "S" valve	563472	
12	Bypass Block	MSP Bypass Section	562660	
13	Cycle Indicators and Proximity Switches	Magnetic Visual Cycle Indicator	563251	
		SPDT Cycle Switch, provides electrical signal to controller or PLC	563272	
		SPDT Cycle Switch, provides electrical signal to controller or PLC - Moisture Resistant	563273	
		6 Digit Mechanical Cycle Counter	563444	
		Proximity Switches	See Page 87	
14	Performance Indicators	Reset Indicator	See Page 82	
		Automatic Relief Indicator	See Page 83	
		Rupture to Atmosphere Indicator	See Page 85	
		Pressure Switches	See Page 88	
		Broken Line Indicator	See Page 89	
15	Mounting Brackets	Choose from universal, top, or side mounting	See Page 66	

Series Progressive

Trabon® MSP Modular Specialty Inlets

Shunt Inlet (oil and fluid grease only)

A three-way valve, either electronic or pneumatic: allows lubricant to enter divider valve, bypasses it to another divider valve, or diverts it back to tank. Replace standard inlet or mount in-line with remote manifold kit.

Shunt Inlet Components				
Component	Description	Connection Type		
		NPSF	BSPP	SAE
Shunt Inlet Sections	115 VAC, Hirschmann connection – left (NC)	563448	N/A	N/A
	115 VAC, BH 3-pin connection – right (NO)	563452	N/A	560953
	115 VAC, BH 3-pin connection – left (NC)	563453	N/A	563463
	24 VDC, BH 3-pin connection - right (NO)	563454	563493	563482
	24 VDC, BH 3-pin connection – left (NC)	563455	563494	563483
	Pneumatic Shunt Inlet, 1/8 in NPSF air inlet	563456	N/A	N/A
Connection Cable	6 ft (3-pin) mini-straight connection cable	558021		
	12 ft (3-pin) mini-straight connection cable	558022		
Remote Mount Manifold Kit	Includes outlet manifold, o-ring and 2 mounting screws	563461	N/A	
Replacement Parts	115 VAC replacement solenoid	557213		
	24 VDC replacement solenoid	557215		
	115 VAC replacement coil	557214		

Zero-Leak Shut-Off Inlet (oil only)

A two-way valve that can be used with either continuous or intermittent pressurized harder systems. Replaces a standard inlet section or mounts in-line with a remote manifold kit.

Zero-Leak Shut-Off Inlet Components				
Component	Description	Connection Type		
		NPSF	BSPP	SAE
Zero-Leak Shut-Off Inlet Valve Section	115 VAC, 12 in 2-wire lead connection	563457	N/A	N/A
	115 VAC, BH 3-pin connection	563460	N/A	563468
	24 VDC, BH 3-pin connection	563464	N/A	563467
Connection Cable	6 ft (3-pin) mini-straight connection cable	558021		
	12 ft (3-pin) mini-straight connection cable	558022		
Inlet Restrictor and Filter	Inlet restrictor with 90 micron last chance filter	563074	N/A	
Remote Mount Manifold Kit	Includes outlet manifold, o-ring and 2 mounting screws	563461	N/A	
Replacement Parts	115 VAC replacement coil	557226		
	24 VDC replacement coil	557225		
	Zero leak valve repair kit	563933		

Series Progressive

Trabon® MSP Mounting Accessories and Spare Parts

Ordering Information

Mounting Accessories							
Model Number	Description	Number of Valve Sections	Dimensions in (mm)				
			A	B	C	D	E
560920	Mounting Bar (Fig. 1)		4 (101.6)	1-3/4 (44.5)	1 (25.4)	—	—
563465	Weld Bar Kit*		4 (101.6)	1-3/4 (44.5)	1 (25.4)	—	—
563435	Top Mounting Bracket (Fig. 2)	3 - 4	3-37/64 (90.9)	4-1/2 (114.3)	5-21/32 (143.7)	—	—
563436	Top Mounting Bracket (Fig. 2)	5 - 6	5-27/64 (137.7)	6-11/32 (161.1)	7-1/2 (190.5)	—	—
563437	Top Mounting Bracket (Fig. 2)	7 - 8	7-17/64 (184.5)	8-3/16 (208.0)	9-11/32 (237.3)	—	—
563438	Side Mounting Bracket (Fig. 3)	3 - 4	3-37/64 (90.9)	4-1/4 (114.3)	6-5/8 (168.3)	3-7/8 (187.3)	5-5/8 (142.9)
563439	Side Mounting Bracket (Fig. 3)	5 - 6	5-27/64 (137.7)	6-11/32 (161.1)	8-15/32 (215.5)	9-7/32 (234.2)	7-15/32 (198.7)
563440	Side Mounting Bracket (Fig. 3)	7 - 8	7-17/64 (184.5)	8-3/16 (208.0)	10-5/8 (262.0)	11-1/16 (281.0)	9-5/16 (236.5)

*Kit 563465 includes two mounting bars (560920), screws, washers, and lock washers.

Spare Parts

Model Number	Description
17J423	MSP weld stud template
563929	MSP cycle pin indicator repair kit, o-ring
563928	MSP cycle pin indicator repair kit, gasket
556540	MSP o-ring (BUNA-N), black
557721	MSP (70 Duro) Viton o-ring, brown
122276	MSP standard high pressure o-ring (90 DURO Fluoroelastomer), black
556568	Piston enclosure o-ring (BUNA-N), black
556570	Piston enclosure o-ring (90 DURO Fluoroelastomer), black
556513	Valve block mounting screws
556514	Valve block mounting screw for crossport/singling plate
556327	Outlet check ball
557737	Outlet check spring

Fig. 1
Mounting Bar

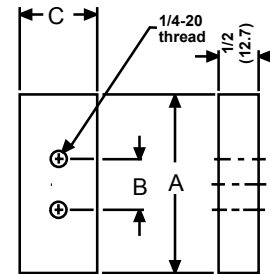


Fig. 2
Top Mount Bracket

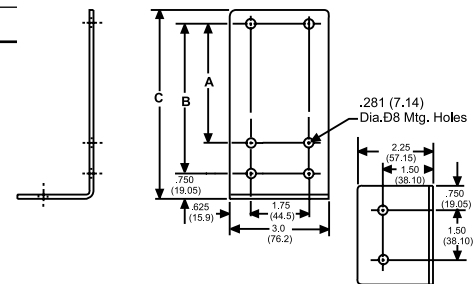
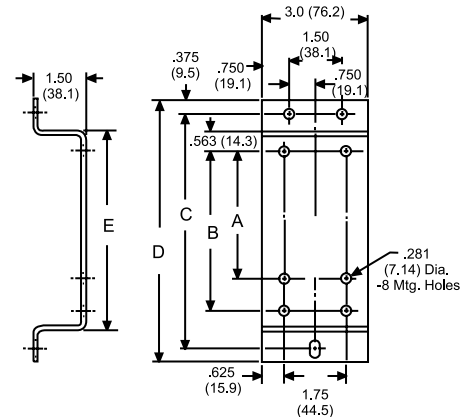


Fig. 3
Side Mount Bracket



Series Progressive


Trabon® MSP Stainless Steel Divider Valves

Features and Benefits

Trabon® MSP Series sets the industry standard for quality, reliability, and ease of use features. It was the original modular-style series progressive divider valve – and is still the best! Now get the same reliable valve in stainless steel.

- Face of valves can be fitted with optional performance indicators, taking the guesswork out of troubleshooting
- Can be easily accessorized with electronic proximity switches to provide positive assurance of a successful lube event
- Outlet checks ensure accurate lube delivery, every time
- Quick change valve sections can be removed from the base assembly without disturbing any lube lines—minimizing labor cost and maximizing your machine uptime
- Manufactured in our factory for quality and reliability. Each assembly is honed and match fitted for precise lube delivery every time

*Pre-Assembled and
Tested Base Plates
Save You Time
and Money!*



Typical Applications

- Machine tools, textile, glass and can machinery, and mobile equipment

Typical Fluids Handled

- Oil or Grease up to NLGI #2

Technical Specifications

Material.....	Stainless Steel
Maximum Pressure.....	3,500 psi (241 bar)
Max Operating Temperature.....	140°F (60 °C)
Max Cycle Rate with Cycle Pin.....	60 cycles/min
Max Cycle Rate without Cycle Pin.....	200 cycles/min

Ordering Information

MSP Stainless Steel Working Sections (Must be ordered in multiples of five)			
Outlet	Description	Output Per Outlet, in ³ (cm ³)	Standard Section Model Number
Single	MSP-5S-SS	0.010 (0.16)	24B474
	MSP-10S-SS	0.020 (0.33)	562755
	MSP-15S-SS	0.030 (0.49)	24B475
	MSP-20S-SS	0.040 (0.66)	562756
	MSP-25S-SS	0.050 (0.82)	24B476
	MSP-30S-SS	0.060 (0.98)	24B477
	MSP-35S-SS	0.070 (1.15)	24B478
	MSP-40S-SS	0.080 (1.31)	562757
Twin	MSP-5T-SS	0.005 (0.08)	24B479
	MSP-10T-SS	0.010 (0.16)	562758
	MSP-15T-SS	0.015 (0.26)	24B480
	MSP-20T-SS	0.020 (0.33)	562759
	MSP-25T-SS	0.025 (0.41)	24B481
	MSP-30T-SS	0.030 (0.49)	24B482
	MSP-35T-SS	0.035 (0.57)	24B483
	MSP-40T-SS	0.040 (0.66)	562760

Series Progressive

Trabon® MSP Stainless Steel Divider Valves

Ordering Information

Pre-Configured MSP Stainless Base Plate Assemblies			
Includes inlets, intermediate base plate sections, end section, tie rods, and nuts.			
Maximum Number of Outlets	Number of Valve Sections	Model Number	
		NPSF	BSPP
6	3	24N382	24N388
8	4	24N383	24N389
10	5	24N384	24N390
12	6	24N385	24N391
14	7	24N386	24N392
16	8	24N387	24N393

Build Your Own MSP Stainless Base Plate Assemblies			
Component	Description	Model Number	
		NPTF	BSPP
Intermediate base plate – SS*	Single section	24B497	24N369
Inlet - SS*	Standard inlet	15Y070	16P368
End section – SS*	Standard end section	24B498	
Tie rods – SS (3 required)	3-section**	126247	
	4-section**	126248	
	5-section**	126249	
	6-section**	126250	
	7-section**	126251	
	8-section**	126252	
	9-section**	15Y069	
10-section**	560956		
Tie rod nuts – SS (3 required)	Tie rod nuts	558633	

*Must be ordered in multiples of five. **Three tie rods and tie rod nuts required for assembly.

Additional Components	
24B495	1000 psi reset indicator w/memory, o-ring seal
24B496	1500 psi reset indicator w/memory, o-ring seal
24N373	2000 psi reset indicator w/memory, o-ring seal
560974	303 SS MSP indicator port plug
560973	303 SS piston bore plug
555457	SS base closure plug accessory
24N945	Valve, relief, 1/8 NPT, 750 psi SST
24N948	Valve, relief, 1/8 NPT, 1,500 psi SST
24N949	Valve, relief, 1/8 NPT, 2,000 psi SST
24N951	Valve, relief, 1/8 NPT, 2,500 psi SST
24N952	Valve, relief, 1/8 NPT, 3,000 psi SST
24R631	Crossport bar, both
24R632	Crossport bar, right
24R633	Crossport bar left


Series Progressive

Manzel® MHH Divider Valves

Features and Benefits

Same capable design as the Trabon MSP Series, with even tighter and more exacting tolerances. The Manzel MHH Series delivers highly accurate lube delivery for demanding high-pressure grease and oil applications.

- Quick change valve sections can be removed from the base assembly without disturbing any lube lines—minimizing labor cost and maximizing your machine uptime
- Can be easily accessorized with magnetic and electronic proximity switch cycle indicators to provide positive assurance of a successful lube event
- Alternate outlet on face of valves can be fitted with optional performance indicators, taking the guesswork out of troubleshooting
- Built-in outlet check valves ensure accurate lube delivery every time



*Pre-Assembled and
Tested Base Plates
Now Available!*

Typical Applications

- Compressors, industrial equipment, and where high-pressure lubrication is required

Typical Fluids Handled

- Oil or Grease up to NLGI #2

Technical Specifications

MaterialPlated Steel
 Maximum Pressure 7,500 psi (517 bar)
 Maximum Operating Temperature 350°F (176°C)
 Maximum Cycle Rate 200 cycles/min

	Output Twin Outlet, in ³ (cm ³)	Output Single Outlet, in ³ (cm ³)
MHH6	0.006 (0.098)	0.012 (0.197)
MHH9	0.009 (0.149)	0.018 (0.295)
MHH12	0.012 (0.197)	0.024 (0.393)
MHH15	0.015 (.246)	0.030 (.492)
MHH18	0.018 (0.295)	0.036 (0.590)
MHH21	0.021 (.0344)	0.042 (0.688)
MHH24	0.024 (0.393)	0.048 (0.787)
MHH30	0.030 (0.492)	0.060 (0.983)

Ordering Information

MHH Working Sections (Must be ordered in multiples of five)			
562679	MHH-6S	562685	MHH-6T
562680	MHH-9S	562686	MHH-9T
562681	MHH-12S	562687	MHH-12T
24X029	MHH-15S	24X027	MHH-15T
562682	MHH-18S	562688	MHH-18T
24X030	MHH-21S	24X028	MHH-21T
562683	MHH-24S	562689	MHH-24T
562684	MHH-30S	562690	MHH-30T

Series Progressive

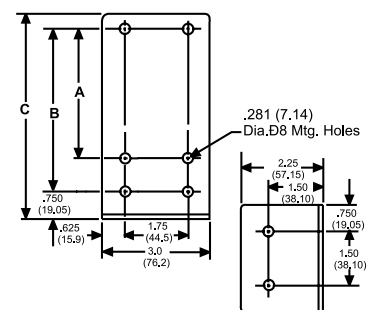
Manzel® MHH Divider Valves

Ordering Information

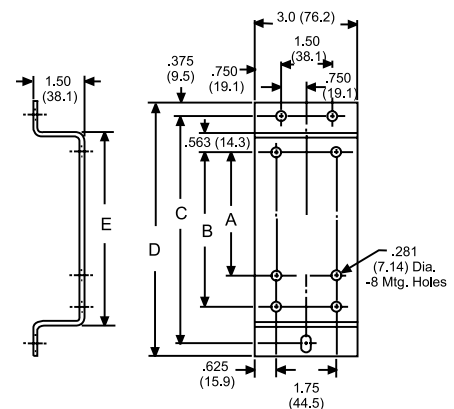
MHH Base Plate Assemblies - Inlet, Intermediates, Ends and Tie Rods	
24F596	MHH – 3 section, NPSF
24F597	MHH – 4 section, NPSF
24F598	MHH – 5 section, NPSF
24F599	MHH - 6 section, NPSF
24F600	MHH - 7 section, NPSF
24F601	MHH – 8 section, NPSF
MHH Inlets, Intermediates and Ends (must be ordered in multiples of five)	
560919	Inlet, 1/4-18 NPSF (NPT)
560936	Inlet, 1/4-19 BSPP
560943	Inlet, 7/16-20 UNF-28 (SAE)
563421	Inlet, NPSF, bleed ports
563422	Inlet, SAE, bleed ports
563424	End, NPSF
563425	Intermediate, 1/8-27 NPSF
MHH Tie Rods and Nut	
557731	3-section tie rod
557732	4-section tie rod
557733	5-section tie rod
557734	6-section tie rod
557735	7-section tie rod
557736	8-section tie rod
556371	Tie rod nut
Accessories	
563469	Crossport bar, right
563470	Crossport bar, left
563471	Crossport bar, right and left
563472	Singling bar
563444	Counter
563465	Weld bar kit
563251	No weep cycle indicator
556540	Standard o-ring (BUNA-N), black
122276	High pressure o-ring (90 DURO Fluoroelastomer), black
556371	Tie rod nut (3 required per assembly)
16U217	Indicator port plug with o-ring
558799	BSPP (ISO1170) plug
567251	SAE plug with o-ring
557349	NPT plug
563928	Cycle pin indicator repair kit, gasket
563929	Cycle pin indicator repair kit, o-ring
Mounting	
560920	Mounting bar, 4 in (101.6 mm) x 1-3/4 in (44.5 mm) (B) 1 in (25.4 mm) with 1/4 in (6.4 mm)-20 thread
563435	Top-mount bracket, (A) 3-37/64 in (90.9 mm) (B) 4-1/2 in (114.3 mm) (C) 5-21/32 in (143.7 mm)
563436	Top-mount bracket, (A) 5-27/64 in (137.7 mm) (B) 6-11/32 in (161.1 mm) (C) 7-1/2 in (190.5 mm)
563437	Top-mount bracket, (A) 7-17/64 in (184.5 mm) (B) 8-3/16 in (208.0 mm) (C) 9-11/32 in (237.3 mm)
563438	Side-mount bracket, (A) 3-37/64 in (90.9 mm) (B) 4-1/4 in (114.3 mm) (C) 6-5/8 in (168.3 mm) (D) 3-7/8 in (187.3 mm) (E) 5-5/8 in (142.9 mm)
563439	Side-mount bracket, (A) 5-27/64 in (137.7 mm) (B) 6-11/32 in (161.1 mm) (C) 8-15/32 in (215.5 mm) (D) 9-7/32 in (234.2 mm) (E) 7-15/32 in (198.7 mm)
563440	Side-mount bracket, (A) 7-17/64 in (184.5 mm) (B) 8-3/16 in (208.0 mm) (C) 10-5/8 in (262.0 mm) (D) 11-1/16 in (281.0 mm) (E) 9-5/16 in (236.5 mm)

Series Progressive

Top Mount Hole Configuration



Side Mount Hole Configuration



Series Progressive

Trabon® MX Divider Valve

Features and Benefits

Greater output volumes for heavy service requirements make the Trabon MX Series ideal for steel and paper mill systems with its economical and compact design.

- Durable design withstands harsh environments and operating conditions
- Built-in outlet check valves ensure accurate lube delivery every time
- Can be easily accessorized with magnetic and electronic proximity switch cycle indicators to provide positive assurance of a successful lube event
- Alternate outlet on face of valves can be fitted with optional performance indicators, taking the guesswork out of troubleshooting

Typical Applications

- Pulp and paper, steel mills, heavy- and high-volume industrial applications

Typical Fluids Handled

- Oil or Grease up to NLGI #2

Technical Specifications

Material.....Plated Steel
 Maximum Pressure 3,000 psi (207 bar)
 Maximum Operating Temperature.....200°F (93°C)
 Maximum Cycle Rate with Cycle Pin..... 60 cycles/min
 Maximum Cycle Rate without Cycle Pin 200 cycles/min

	Output Twin Outlet, in ³ (cm ³)	Output Single Outlet, in ³ (cm ³)	Cycle Indication
MX-25	0.025 (0.41)	0.050 (0.82)	Electronic proximity switch
MX-50	0.050 (0.82)	0.100 (1.64)	Electronic proximity switch, cycle indicator switch
MX-75	0.075 (1.23)	0.150 (2.46)	
MX-100	0.100 (1.64)	0.200 (3.28)	
MX-125	0.125 (2.05)	0.250 (4.10)	
MX-150	0.150 (2.46)	0.300 (4.92)	

Ordering Information

MX Working Sections	
562514	MX-25S
562515	MX-25T
562516	MX-50S
562517	MX-50T
562538	MX-75S
562539	MX-75T
562540	MX-100S
562541	MX-100T
562542	MX-125S
562543	MX-125T
562545	MX-150S
562546	MX-150T



Series Progressive

Trabon® MX Divider Valve

Ordering Information

MX w/Cycle Pin (Must be ordered in multiples of two)	
562523	MX-50T, with cycle pin indicator, right
562518	MX-50S, with cycle pin indicator, right
562524	MX-75T, with cycle pin indicator, right
562519	MX-75S, with cycle pin indicator, right
562525	MX-100T, with cycle pin indicator, right
562520	MX-100S, with cycle pin indicator, right
562526	MX-125T, with cycle pin indicator, right
562521	MX-125S, with cycle pin indicator, right
562527	MX-150T, with cycle pin indicator, right
562522	MX-150S, with cycle pin indicator, right
562533	MX-50T, with cycle pin indicator, left
562528	MX-50S, with cycle pin indicator, left
562534	MX-75T, with cycle pin indicator, left
562529	MX-75S, with cycle pin indicator, left
562569	MX-100T, with cycle pin indicator, left
562530	MX-100S, with cycle pin indicator, left
562535	MX-125T, with cycle pin indicator, left
562531	MX-125S, with cycle pin indicator, left
562536	MX-150T, with cycle pin indicator, left
562532	MX-150S, with cycle pin indicator, left
MX Tie Rods and Nut	
557488	3-section tie rod
557489	4-section tie rod
557490	5-section tie rod
557491	6-section tie rod
557492	7-section tie rod
557493	8-section tie rod
560576	9-section tie rod
560577	10-section tie rod
557494	Tie rod nut
MX Inlet and End Sections	
560620	MX inlet
563287	MX end
Accessories	
562916	Singling bar
562917	MX crossport bar, RH or LH
561102	MX mounting bar
557509	MX intermediate gasket (1 required per section)
557494	MX tie rod nut (8 required per assembly)
557323	MX enclosure plug seal, gasket
557391	1/4 in (6.4 mm) NPT outlet plug for singled and crossported MX sections
563917	MX cycle indicator pin repair kit, current style

Series Progressive

Trabon® MXP Divider Valves

Features and Benefits

The Trabon MXP Series' greater output volume makes it easy to customize your assembly to meet larger machine requirements.

- Quick change valve sections can be removed from the base assembly without disturbing any lube lines—minimizing labor cost and maximizing your machine uptime
- Can be easily accessorized with magnetic and electronic proximity switch cycle indicators to provide positive assurance of a successful lube event
- Alternate outlet on face of valves can be fitted with optional performance indicators, taking the guesswork out of troubleshooting
- Built-in outlet check valves ensure accurate lube delivery every time

Typical Applications

- Pulp and paper, steel mills, heavy- and high-volume industrial applications

Typical Fluids Handled

- Oil or Grease up to NLGI #2

Technical Specifications

MaterialPlated Steel
 Maximum Pressure 3,000 psi (207 bar)
 Maximum Operating Temperature 350°F (176°C)
 Maximum Cycle Rate with Cycle Pin 60 cycles/min
 Maximum Cycle Rate without Cycle Pin 200 cycles/min

	Output Twin Outlet, in ³ (cm ³)	Output Single Outlet, in ³ (cm ³)	Cycle Indication
MXP-25	0.025 (0.41)	0.050 (0.82)	Electronic proximity switch
MXP-50	0.050 (0.82)	0.100 (1.64)	Electronic proximity switch, cycle indicator switch
MXP-75	0.075 (1.23)	0.150 (2.46)	
MXP-100	0.100 (1.64)	0.200 (3.28)	
MXP-125	0.125 (2.05)	0.250 (4.10)	
MXP-150	0.150 (2.46)	0.300 (4.92)	

Ordering Information

MXP Working Sections (Must be ordered in multiples of two)	
562813	MXP-25T
562819	MXP-25S
562814	MXP-50T
562820	MXP-50S
562815	MXP-75T
562821	MXP-75S
562816	MXP-100T
562822	MXP-100S
562817	MXP-125T
562823	MXP-125S
562818	MXP-150T
562824	MXP-150S
562835	MXP bypass



Series Progressive

Trabon® MXP Divider Valves

Ordering Information

MXP w/Cycle Pin – Right (Must be ordered in multiples of two)	
562830	MXP-50S
562831	MXP-75S
562832	MXP-100S
562833	MXP-125S
562834	MXP-150S
562825	MXP-50T
562826	MXP-75T
562827	MXP-100T
562828	MXP-125T
562829	MXP-150T
MXP Inlet, Intermediate Base and End Sections (Must be ordered in multiples of two)	
15R994	Inlet, 3/4-16 SAE o-ring ports
15R993	Inlet, 3/8-18 NPSF
561029	Inlet, 3/8-19 BSPP (ISO 1179)
563519	Intermediate base, 1/4-18 NPSF
563521	Intermediate base, 9/16-18 SAE o-ring
563522	Intermediate base, 1/4-19 BSPP (ISO 1179)
563527	Intermediate base w/out outlet check, 1/4-18 NPSF
24Z675	Intermediate base w/out outlet check, 1/4-19 BSPP (ISO 1179)
563518	End section
MXP Tie Rods and Nut (Three required per assembly)	
557766	3-section tie rod
557767	4-section tie rod
557768	5-section tie rod
557769	6-section tie rod
557770	7-section tie rod
557771	8-section tie rod
557772	9-section tie rod
563520	10-section tie rod
555406	Tie rod nut
MXP Accessories	
563524	Crossport, left
563525	Crossport, right
563526	Crossport, left and right
115010	MXP standard valve section seal, o-ring (90 DURO Fluoroelastomer)
555406	MXP tie rod nut (3 required per assembly)
563917	MXP cycle pin indicator repair kit, new style
557774	MXP enclosure plug
556572	Enclosure plug o-ring
16U217	MXP indicator port plug with o-ring
561102	Mounting bar

Series Progressive

Trabon® MGO Divider Valves

Features and Benefits

The Trabon MGO Series offers the largest output available in a series progressive system. Ideal for heavy-duty and large bearing applications with wide temperature variations and high volume requirements. Can be easily accessorized with magnetic and electronic proximity switch cycle indicators to provide positive assurance of a successful lube event.

- Alternate outlet on face of valves can be fitted with optional performance indicators, taking the guesswork out of troubleshooting
- Robust design is virtually indestructible and built to perform in extreme environments

Typical Applications

- Pulp and paper, steel mills, heavy- and high-volume industrial applications

Typical Fluids Handled

- Oil or Grease up to NLGI #2


Technical Specifications

Material.....Plated Steel
 Maximum Pressure 6,000 psi (413 bar)
 Maximum Operating Temperature..... 350°F (176°C)
 Maximum Cycle Rate with Cycle Pin..... 60 cycles/min
 Maximum Cycle Rate without Cycle Pin 200 cycles/min

	Output Twin Outlet, in ³ (cm ³)	Output Single Outlet, in ³ (cm ³)	Cycle Indication
MGO-150	0.150 (2.46)	0.300 (4.92)	Electronic proximity switch, cycle indicator switch
MGO-300	0.300 (4.92)	0.600 (9.83)	
MGO-450	0.450 (7.37)	0.900 (14.7)	
MGO-600	0.600 (9.83)	1.200 (19.7)	

Ordering Information

MGO Working Sections	
562570	MGO-150S
562571	MGO-300S
562572	MGO-450S
562573	MGO-600S
562574	MGO-150T
562575	MGO-300T
562576	MGO-450T
562577	MGO-600T



Series Progressive

Trabon® MGO Divider Valves

Ordering Information

MGO with Cycle Pin – Right	
562578	MGO-150S
562579	MGO-300S
562580	MGO-450S
562581	MGO-600S
562582	MGO-150T
562583	MGO-300T
562584	MGO-450T
562585	MGO-600T
MGO Inlet and End	
563277	MGO inlet
563278	MGO end
MGO Spare Parts	
556424	Singled ported sections port plug
563926	1-section o-ring kit
MGO Tie Rods and Nut (Two (2) short tie rods and two (2) long tie rods required per assembly)	
560591	3-section tie rod – short
560592	4-section tie rod – short
560593	5-section tie rod – short
560594	6-section tie rod – short
560595	7-section tie rod – short
560596	8-section tie rod – short
560597	9-section tie rod – short
560598	10-section tie rod – short
560600	3-section tie rod – long
560601	4-section tie rod – long
560602	5-section tie rod – long
560603	6-section tie rod – long
15U857	7-section tie rod – long
560604	8-section tie rod – long
560605	9-section tie rod – long
560606	10-section tie rod – long
557494	Tie rod nut (2 required per tie rod)

Air Oil

Air Oil Series Valves

Features and Benefits

A Graco exclusive design! The Air Oil solution that detects air line or oil line faults in your system. Series progressive monitoring ensures your critical bearings are lubricated properly.

- Convenient manifold design mounts directly to the face of standard Graco series progressive divider valve assembly
- Check valve design prevents oil from being forced into the air system if lube lines get crushed or bearings get blocked
- Air combines with the oil after the fluid outlet check, preventing air from backing up into your source oil system
- Complete kits include manifold, air sensor, and check valves for easy installation

Typical Applications

- Steel mills, pulp and paper processing, high temperature and dirty environments

Typical Fluids Handled


- Oil

Technical Specifications

Material..... Aluminum
 Minimum Air Pressure..... 45 psi (3.1 bar)
 Maximum Air Pressure 250 psi (17 bar)
 Output..... 3, 4, 5 or 6 Section Divider Valve Assemblies

Ordering Information

A0 Series Divider Valves	
24B237	Air/oil manifold assembly, 3-section
24B239	Air/oil manifold assembly, 4-section
24B240	Air/oil manifold assembly, 5-section
24B241	Air/oil manifold assembly, 6-section
24J814	Air/oil manifold assembly, 3-section without air sensor
24J815	Air/oil manifold assembly, 4-section without air sensor
24J816	Air/oil manifold assembly, 5-section without air sensor
24J817	Air/oil manifold assembly, 6-section without air sensor



24B240

Shown installed on MSP divider valve assembly

Air Oil

High Speed Spindl-Gard® Systems

Features and Benefits

The High-Speed Spindl-Gard® System is a highly efficient, cost-effective method for lubricating spindle bearings, using air/oil technology. Components include an electric motor driven pump, with 3 liter (0.8 gallon) plastic reservoir, air/oil dispensing module, and an optional programmable timer/controller (AC models only).

- Advanced air/oil concept provides highly effective lubrication, reduces oil consumption, lowers operating temperature and protects spindle bearings from coolant ingress and minimizes thermal distortion resulting in improved production accuracy
- Thin oil film dramatically reduces viscous shear and hydrodynamic drag on the bearing, resulting in reduced friction and lower energy consumption
- Airflow adjustment for each bearing point provides better control
- Oil output selectable for each bearing point helps to customize the system
- Eliminates the clean up and environmental problems that result from mist systems



Typical Applications

- Spindle Bearings

Typical Fluids Handled

- Oils up to ISO 460 (2,500 SUS)

Technical Specifications

Pump Output	8.5 in ³ /min (140 cm ³ /min)
Motor Power	1/8 HP
Motor Voltage and Current Consumption	115 ± 10% VAC, 50/60 Hz, 1 phase, 3.8 A in-rush, 1.8 A running, 230 ± 10% VAC, 50/60 Hz, 1 phase, 1.9A in-rush, 0.94A running, 24VDC, 60 w
Pressure Relief Setting	350 psi (34 bar)
Output Block Regulator	30 to 60 psi (2.07 to 4.14 bar)
Output Block Regulator	30 to 60 psi (2.07 to 4.14 bar)
Seals	Buna-N O-Rings
Plastic Reservoir	0.8 gal (3 liters)
Low-Level	N.C. (held open), 115/230 VAC, 10 watt
Controls Options Remote (External Control or Customer PLC)	115/230 VAC, 1 ph, 50/60 Hz, 24 VDC
*AC Timer	115/230 VAC, 1 ph, 50/60 Hz
Work (On) Time	5 to 20 seconds
Pause (Off) Time	2.5 to 30 minute
Fault Output	(Dry Contacts), 5 amp max up to 230 VAC
Air Cleanliness	5 micron, 40°F (4°C) dew point
Operating Temperature	40°F to 120°F (4°C to 49°C)
Lube Output	0.0015, 0.0030 and 0.005 cu in/cycle (0.025, 0.049 and 0.082 cm ³ /cycle)
Pressure Switch Set Points	
Air (N.C.)	25 psi (1.7 bar), nonadjustable
Oil (N.O.)	320 psi (22 bar), nonadjustable
Nozzles	Tube ID/Orifice Ratio (See Figure 2)
Delivery Tube Length	24 in to 50 ft (0.6 m to 15.24 m)

Lubricant Filtration: It is recommended that the lubricant in any lubrication system be filtered to the minimum level recommended by the Society of Automotive Engineers (SAE) which corresponds to the ISO Standard 4460 ratings/ specifications of ISO 18/14

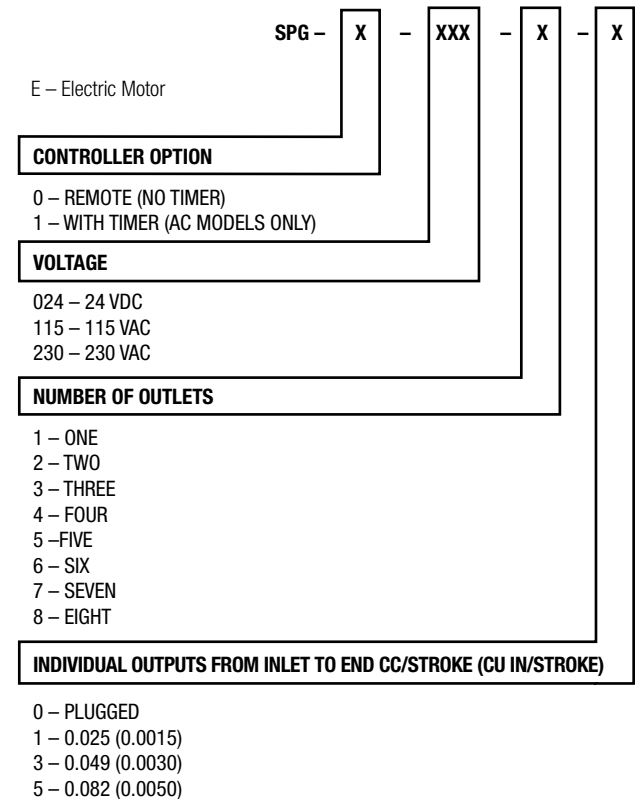
Air Oil

High Speed Spindl-Gard® Systems

Ordering Information

High Speed Spindl-Gard Systems	
24B219	SPG-E-1-115-2-1-1
24R127	SPG-E-1-115-2-3-3
24V204	SPG-E-1-115-2-5-5
25C264	SPG-E-1-115-3-1-1-1
24V531	SPG-E-1-230-5-5-5-5-5-5
258301	SPG-E-1-115-6-3-3-3-3-3-3
258347	SPG-E-1-115-6-3-3-3-1-1-3
564445	SPG-E-0-024-3-3-3-3
26C419	SPG-E-0-024-2-3-3
High Speed Spindl-Gard (HSSG) Blocks	
563130	0.0015 in ³ displacement
563131	0.0030 in ³ displacement
563132	0.0050 in ³ displacement
High Speed Spindl-Gard (HSSG) Components	
563489	10 micron oil filter element
561031	Inlet block
561032	Outlet block
Spindl-Gard Nozzles	
563127	Nozzle tube adapter
560478	10 in nozzle tube - 2 outlet, 180°
560477	10 in nozzle tube - 1 outlet, 90°
562994	End outlet nozzle
563128	Spray nozzle assembly for headwalls over 1 in thick
Spindl-Gard Accessories	
563048	Injection point check valve, 1/8 in NPTF
563049	Discharge point check valve, 1/8 in NPTF
564337	Relief valve, 2 psi
563091	In-line lube filter, 2 micron, 1/4 in NPSF (FM) to 1/4 in NPTF (M)
557134	Replacement filter element - in-line lube filter
564348	Air flow switch with lights
563129	SG air/oil mixing tee
High Speed Spindl-Gard (HSSG) Tie Rod Kits - Nuts and Washers included	
564443	Tie rod kit - 1 air/oil lube point
563940	Tie rod kit - 2 air/oil lube point
564444	Tie rod kit - 3 air/oil lube point
15U854	Tie rod kit - 4 air/oil lube point
15U855	Tie rod kit - 5 air/oil lube point
563941	Tie rod kit - 6 air/oil lube point
563942	Tie rod kit - 7 air/oil lube point
15U856	Tie rod kit - 8 air/oil lube point

Spindl-Gard Ordering Menu Code



General Accessories

Trabon® Spra-Control™ Valve

Features and Benefits

- Conserves air—air required only during spray interval
- Versatile—can be used with any centralized lube system or mechanical oiler and will handle grease or oil
- External mix nozzle purges itself and prevents clogging
- Saves lubricant by spraying smaller amounts at frequent intervals, provides better film, with no waste

Typical Fluids Handled


- Oil - minimum of 100 SUS at 100°F
- Grease - NLGI #1 at any temperature, NLGI #2 at 32°F or above

Technical Specifications

Minimum Air Pressure	20 psi (1.4 bar)
Maximum Air Pressure	150 psi 10.3 bar)
Spray Patterns	4 in or 8 in (10.2 cm or 20.3 cm)

Ordering Information

Gear Spray Valves	
563275	Air-lube control valve and nozzle assembly – 4 in spray diameter, normal
563276	Air-lube control valve and nozzle assembly – 8 in spray diameter, wide



Ball mills run at peak performance with Graco's Air-Lube Spra-Control Valve

General Accessories

Zone Valves

Features and Benefits

- Designed to custom fit lubrication systems and control when sections or zones of the system will receive lubricant
- Available in two- or three-way styles
- Three-way valves available with 12 VDC or 24 VDC
- Available with normally closed and normally open valves for added convenience
- DC models meet typical application requirements

Ordering Information

Zone Valves	
24P976	Two-way valve, 24 VDC, normally open, Deutsch cable, 3,500 psi (241 bar)
24T296	Two-way valve, 24 VDC, normally closed, Deutsch cable, 3,500 psi (241 bar)
24P977	Three-way valve, 24 VDC, normally closed, Deutsch cable, 3,500 psi (241 bar)
24P978	Three-way valve, 12 VDC, normally closed, Deutsch cable, 3,500 psi (241 bar)



24P976



24P977

General Accessories

Reset Indicator

Features and Benefits

- Provides quick troubleshooting tool with visual indication
- No tools for reset or parts to replace after indication
- Easy information on blocked lines, high system pressure or blocked bearings

Technical Specifications

Reset w/Memory psi (bar)	250 (17)	500 (35)	750 (52)	1,000 (69)	1,500 (103)	2,000 (138)	2,500 (172)
MJ	•	•	•	•	•	•	
MSP	•	•	•	•	•	•	•
MXP	•	•	•	•	•	•	•
MX	•	•	•	•	•	•	•
MGO					•		



563242

Simple point troubleshooting with visual indication

Ordering Information

Divider Valve Reset Indicator w/Memory for MJ, MSP, MHH and MXP	
563231	250 psi (17 bar)
563232	500 psi (35 bar)
563233	750 psi (52 bar)
563234	1,000 psi (69 bar)
563235	1,500 psi (103 bar)
563236	2,000 psi (138 bar)
563237	2,500 psi (172 bar)
563238	3,500 psi (241 bar)
Divider Valve Reset Indicator w/Memory and O-Ring Seal for MX	
563239	250 psi (17 bar)
563240	500 psi (35 bar)
563241	750 psi (52 bar)
563242	1,000 psi (69 bar)
563243	1,500 psi (103 bar)
563244	2,000 psi (138 bar)
563245	2,500 psi (172 bar)
Divider Valve Reset Indicators w/Memory and O-Ring Seal for MSP, MHH and MXP	
563252	250 psi (17 bar)
563253	500 psi (35 bar)
563254	750 psi (52 bar)
563255	1,000 psi (69 bar)
563256	1,500 psi (103 bar)
563257	2,000 psi (138 bar)
563258	2,500 psi (172 bar)
563261	3,000 psi (207 bar)
563262	5,000 psi (345 bar)
563263	3,500 psi (241 bar)
Divider Valve Reset Indicators w/Memory and O-Ring Seal for MGO	
564200	1,500 psi (103 bar)

General Accessories

Automatic Relief Indicator

Features and Benefits

These performance indicators pinpoint lube line blockages but allow the lube system to continue to supply lubrication to points that are not blocked.

- Allows machine to continue to run while non-critical bearings are lubricated
- No time or effort required for reset after blockage is cleared
- Easy information on blocked lines, high system pressure or blocked bearings

Typical Applications

- Works with MSP, MX, MXP, MJ and MHH divider valves

Technical Specifications

Auto Relief psi (bar)	750 (52)	1,000 (69)	1,250 (86)	1,500 (103)	2,000 (138)	2,500 (172)	3,000 (207)
MJ	•	•		•	•		
MSP	•	•	•	•	•	•	•
MXP	•	•	•	•	•	•	•
MX		•		•	•	•	•



563159

Keep your machine running while lubrication gets to critical points

Ordering Information

Divider Valve Automatic Relief Indicators	
563156	Works with MX, 750 psi (52 bar)
563157	Works with MX, 1,000 psi (69 bar)
563158	Works with MX, 1,500 psi (103 bar)
563159	Works with MX, 2,000 psi (138 bar)
563160	Works with MX, 2,500 psi (172 bar)
563161	Works with MX, 3,000 psi (207 bar)
563163	Works with MSP, MXP, MHH, and MJ, 750 psi (52 bar)
563164	Works with MSP, MXP, MHH, and MJ, 1,000 psi (69 bar)
563165	Works with MSP, MXP, MHH, and MJ, 1,250 psi (86 bar)
563166	Works with MSP, MXP, MHH, and MJ, 1,500 psi (103 bar)
563167	Works with MSP, MXP, MHH, and MJ, 2,000 psi (138 bar)
563168	Works with MSP, MXP, MHH, and MJ, 2,500 psi (172 bar)
563169	Works with MSP, MXP, MHH, and MJ, 3,000 psi (207 bar)
563170	MSP, MXP, and MHH, 750 psi (52 bar) with o-ring seal
563171	MSP, MXP, and MHH, 1,000 psi (69 bar) with o-ring seal
563172	MSP, MXP, and MHH, 1,250 psi (86 bar) with o-ring seal
563173	MSP, MXP, and MHH, 1,500 psi (103 bar) with o-ring seal
563174	MSP, MXP, and MHH, 2,000 psi (138 bar) with o-ring seal
563175	MSP, MXP, and MHH, 2,500 psi (172 bar) with o-ring seal
563176	MSP, MXP, and MHH, 3,000 psi (207 bar) with o-ring seal
115122	Pressure relief valve to atmosphere, 1/8 in NPT male, 4,000 psi (276 bar)

General Accessories

Rupture Indicator

Features and Benefits

Used on MH divider valve applications where lube system pressures exceed 2,500 psi.

- High pressure from blockage causes a disc to rupture
- Lubricant forces an indicator pin to protrude, indicating the blockage
- High pressure backs up through the system and trips a switch to shut the system off
- When fault is corrected, disc must be replaced and pin reset

Typical Applications

- Works with MHH divider valves



563227

*Know quickly when
critical bearings aren't
getting lubricated*

Ordering Information

Divider Valve Rupture Indicators w/Memory	
563220	3,700 psi (255 bar)
563227	7,300 psi (503 bar)
563228	2,800 psi (193 bar)
564355	4,600 psi (317 bar)
563223	5,500 psi (379 bar)
563225	6,400 psi (441 bar)
563229	2,800 psi (193 bar) with o-ring seal
563221	3,700 psi (255 bar) with o-ring seal
563222	4,600 psi (317 bar) with o-ring seal
563224	5,500 psi (379 bar) with o-ring seal
563226	6,400 psi (441 bar) with o-ring seal
Replacement Rupture Discs	
557422	2,800 psi (193 bar)
557423	3,700 psi (255 bar)
557424	4,600 psi (317 bar)
557425	5,500 psi (379 bar)
557427	6,400 psi (441 bar)
557428	7,300 psi (503 bar)
557429	8,200 psi (565 bar)

General Accessories

Rupture to Atmosphere Indicator

Features and Benefits

- Used in conjunction with system pressure switch—can warn of a fault while allowing lube system to continue to deliver to critical bearings
- Requires replacement of the rupture disc to restart the lube system
- Easy information on blocked lines, high system pressure or blocked bearings



563182

Blockages are easy to detect with the simple Rupture to Atmosphere indicator

Rupture to Atmosphere psi (bar)	1,450 (100)	1,750 (121)	2,050 (141)	2,350 (162)	2,950 (203)	3,250 (224)
MJ		•		•	•	•
MSP		•		•	•	•
MX	•	•	•	•	•	

Ordering Information

Rupture-to-Atmosphere Indicators for MJ, MSP, MHH and MXP	
564059	1,750 psi (121 bar), 1/8 in-27 in (.3175 cm-68.6 cm) NPT(F)
563191	2,350 psi (162 bar), 1/8 in-27 in (.3175 cm-68.6 cm) NPT(F)
563192	2,950 psi (203 bar), 1/8 in-27 in (.3175 cm-68.6 cm) NPT(F)
563193	3,250 psi (224 bar), 1/8 in-27 in (.3175 cm-68.6 cm) NPT(F)
563194	5,000 psi (345 bar), 1/8 in-27 in (.3175 cm-68.6 cm) NPT(F)
563218	6,400 psi (441 bar), 1/8 in-27 in (.3175 cm-68.6 cm) NPT(F)
563219	7,300 psi (503 bar), 1/8 in-27 in (.3175 cm-68.6 cm) NPT(F)
563217	5,500 psi (379 bar), 1/8 in-27 in (.3175 cm-68.6 cm) NPT(F)
Rupture-to-Atmosphere Indicators for MX	
563179	1,450 psi (100 bar), 1/4 in-18 in (.635 cm-45.7 cm) NPT(F)
563182	1,750 psi (121 bar), 1/4 in-18 in (.635 cm-45.7 cm) NPT(F)
563183	2,050 psi (141 bar), 1/4 in-18 in (.635 cm-45.7 cm) NPT(F)
563184	2,350 psi (162 bar), 1/4 in-18 in (.635 cm-45.7 cm) NPT(F)
563185	2,950 psi (203 bar), 1/4 in-18 in (.635 cm-45.7 cm) NPT(F)
563186	1,450 psi (100 bar), 1/4 in-18 in (.635 cm-45.7 cm) NPT(F), with spud assembly
563187	1,750 psi (121 bar), 1/4 in-18 in (.635 cm-45.7 cm) NPT(F), with spud assembly
563188	2,350 psi (162 bar), 1/4 in-18 in (.635 cm-45.7 cm) NPT(F), with spud assembly
Replacement Rupture Packs of 6 (11/16 in / 17.5 mm diameter discs)	
563962	1,450 psi (100 bar) – yellow
563963	1,750 psi (121 bar) – red
563964	2,050 psi (141 bar) – orange
563965	2,350 psi (162 bar) – aluminum
563966	2,940 psi (203 bar) – blue
Replacement Rupture Packs of 25 (3/8 in / 9.5 mm diameter discs)	
563952	900 psi (62 bar) – black
563954	1,450 psi (100 bar) – yellow
563955	1,750 psi (121 bar) – red
563956	2,050 psi (141 bar) – orange
563957	2,350 psi (162 bar) – aluminum
563958	2,650 psi (183 bar) – pink
563959	2,950 psi (203 bar) – blue
563960	3,250 psi (224 bar) – purple
563961	5,000 psi (345 bar) – brown

General Accessories

Magnetic Visual Indicator

Features and Benefits

Six steel balls in a clear sleeve follow a magnet which moves with the cycling piston, providing a clear visual indication of lube cycles.

Ordering Information

Divider Valve Cycle Indicators and Switches	
563251	MS/MHH visual cycle indicator assembly – o-ring seal
563260	MX/MXP visual cycle indicator assembly
563250	MS/MHH visual cycle indicator assembly – gasket seal



Cycle Switch

- Monitors piston movement to ensure completed lubrication cycle – must have cycle indicator pin
- Provides positive feedback based on actual metering piston movement
- Mounts to MJ, MSP, MXP, or MX divider with cycle pin option with simple install
- Able to be set for normally open or normally closed operation



563272

Integrates to controllers, starters or PLCs

Technical Specifications

Voltage	Amp Rating
125/250/480 VAC	15A
125 VDC	1/2A
250 VDC	1/4A
24 VDC	6A*

*non-inductive

Ordering Information


Cycle Switches	
563270	MD-2, cycle switch, bracket assembly
563271	MD-3, cycle switch, bracket assembly
564356	MD-4, cycle switch, bracket assembly
563269	MGO cycle switch (SPDT), bracket assembly
557781	Replacement cycle switch for 563269, 563270, 563271, 564356, 563272
564357	MHP cycle switch (DPDT) bracket assembly
563272	MJ/MS/MHH/MXP cycle switch (SPDT) bracket assembly
563273	MJ/MS/MHH/MXP cycle switch (SPDT) bracket assembly – moisture resistant
557546	Replacement bracket – 563272, 563273, 564357

General Accessories

Proximity Switches

Features and Benefits

- Available in 115 VAC or 12-32 VDC
- Available for all series progressive families to provide cycle rates up to 200 CPM
- Pressure ratings up to 10,000 psi (690 bar)
- Variety of electrical connections and voltages with or without LED indication
- Select models available with UL and CSA approvals



557747

Magnetically-operated sensing devices for sending system data to the controller or PLC

Ordering Information

Divider Valve Proximity Switches	
17M380	MD/MJ – DC PNP, Solid state, 10-36 VDC, M12 connection
17L879	CSP – DC PNP, Solid state, 10-36 VDC, M12 connection
17L983	MSP/MHH/USP – DC PNP, Solid state, 10-36 VDC, M12 connection
24K415	MSP/MHH/USP – DC PNP, 10-36 VDC, 7/16 in (11.1 mm) thread, M12 connection
557747	MSP/MHH/USP – FSM., 12-23 VDC, 4-pin CH
557741	MSP/MHH/USP – FSM., 115 VAC, 3-pin BH
557746	MSP/MHH/USP – FSM., 115 VAC, 5-pin BH
557745	MSP/MHH/USP – FSM., 115 VAC, explosion-proof
563478	MSP/MHH/USP – FSmech, 12-32 VDC, 3-pin BH, LED
563501	MSP/MHH/USP – FSmech, 12-32 VDC, 4-pin micro, LED
563477	MSP/MHH/USP – FSmech, 12-32 VDC, 5-pin BH, LED
563484	MSP/MHH/USP – FSmech, AC/DC, 5-pin BH
563485	MSP/MHH/USP – FSmech, 115 VAC or 10-32 VDC , explosion-proof
563427	MSP/MHH/USP – Reed type, 115 VAC or 10-32 VDC, 1/2 in (12.7 mm) NPT
17L880	MXP/MX – DC PNP, Solid state, 10-36 VDC, M12 connection
563486	MXP/MX – FSmech, 12-32 VDC, 3-pin BH, LED
564400	MXP/MX – FSmech, 20-32 VDC, 5-pin BH, LED
564401	MXP/MX – FSmech, 115 AC or 10-32 VDC, explosion-proof
557752	MXP/MX – FSM., 20-28 VDC, 4-pin CH
563969	MXP/MX – FSM., 115 VAC, 3-pin BH, gasket
563476	MXP/MX – FSM., 115 VAC, 3-pin BH, soft seal
558938	MXP/MX – FSM., 115 VAC, 5-pin BH
17L881	MGO – DC PNP, Solid state, 10-36 VDC, M12 connection
563495	MGO – FSM., 20-28 VDC, 4-pin CH
563970	MGO – FSM., 115 VAC, 3-pin CH
564402	O-ring seal style cycle-Indicator proximity switch for MGO
564399	O-ring seal style proximity switch
564403	O-ring seal style cycle-Indicator proximity switch for MXP and MX
558933	Magnetic proximity cycle switch
558018	Replacement switch housing for 563427

Proximity Switch Connector Cables	
124333	M12 cable, male and female, 16 ft (4.88 m)
131214	M12 cable, male straight and female 90°, 1 m
131215	M12 cable, male straight and female 90°, 2 m
131216	M12 cable, male straight and female 90°, 3 m
130282	M12 cable, male straight and female straight, 1 m
130280	M12 cable, male straight and female straight, 2 m
130283	M12 cable, male straight and female straight, 3 m
25M602	M12 cable with LED to flying leads, NPN, straight*
25M603	M12 cable with LED to M12, NPN, straight*
25M604	M12 cable with LED to flying leads, PNP, straight**
24Z714	M12 to 5-pin NPN-BH adapter cable, 1 ft (0.3 m)
24Z715	M12 to 3-pin NPN-BH adapter cable, 1 ft (0.3 m)
24Z716	M12 to 4-pin NPN-BH adapter cable, 1 ft (0.3 m)
24Z719	M12 to 4-pin PNP-CH adapter cable, 1 ft (0.3 m)
24Z720	M12 cable with LED, 90°, field-wireable, 16 ft (4.88 m)**
558021	3-pin cable, straight connector, 6 ft (1.83 m)
558022	3-pin cable, straight connector, 12 ft (3.66 m)
558025	4-pin cable, straight connector, polarity, PNP, 12 ft (3.66 m)
558026	4-pin cable, 90° connector, polarity, PNP, 12 ft (3.66 m)
558023	5-pin cable, straight connector, 6 ft (1.83 m)
558024	5-pin cable, straight connector, 12 ft (3.66 m)

*Use with G3 Max or SP pumps and solid state proximity switch for LED indication.

**Use with GLC2200, GLC4400 or PLC and solid state proximity switch for LED indication.



24K415

17L880

General Accessories

Pressure Switches

Features and Benefits

- Easy to visually adjust line pressure and reset pressure to ensure your lube system has vented properly
- LED lights visually display pressure switch functions
- Modern 4-pin M12 micro-connector easily connects to the G3 and other controllers
- Turns off your pump or controller and activates venting once the lube system reaches the desired pressure level
- 1/4 NPT thread allows quick connection to injector systems



24K414

IP67 rated – Durable design allows it to operate in harsh environments

Ordering Information

Pressure Switches	
24K414	Set pressure range 290 to 580 psi (20 to 40 bar), reset pressure range 175 to 5,685 psi (12 to 392 bar), M12 connector (female), 9.6 to 32 VDC, 1/4 in (7.6 cm) NPT thread (male)

Features and Benefits

- Moisture resistant and factory set to ensure accuracy for long life and reliability
- Sends an alarm signal to alert either a high- or low-pressure condition
- Available for hydraulic pressures from 50 to 4,700 psi

Ordering Information

Pressure Switches	
557830	2,000 psi (138 bar), 50 to 2,000 psi (3.4 to 138 bar) adjustable range (factory set @ 50 psi / 3.4 bar), moisture-resistant
557828	4,700 psi (324 bar), 400 to 4,700 psi (28 to 324 bar) adjustable range (factory set @ 750 psi / 52 bar), moisture-resistant
557829	4,700 psi (324 bar), 400 to 4,700 psi (28 to 324 bar) adjustable range (factory set @ 1,150 psi / 79 bar), moisture-resistant



557829

Features and Benefits

- High-low, adjustable pressure switches

Ordering Information

Pressure Switches	
115124	Single post pressure switch
558947	Dual post control pressure switch
24N180	IP65 rated for harsh environments. Fluoroelastomer seals are suitable for use in high temperature environments and synthetic lubricants. Large orifice reduces grease solidification. DIN connector. Adjustable from 580 to 5,800 psi (40 to 400 bar). 1/4 in BSPP inlet.
24N181	IP65 rated for harsh environments. Fluoroelastomer seals are suitable for use in high temperature environments and synthetic lubricants. Large orifice reduces grease solidification. DIN connector. Adjustable from 580 to 5,800 psi (40 to 400 bar). 1/4 in NPT inlet.



115124



24N181

General Accessories


Broken Line Indicators

Features and Benefits

- Monitors lube line integrity to ensure lubricant is delivered to critical bearings
- Provides a visual or electronic indication
- Works with terminating oil or grease systems as well as recirculating systems

Technical Specifications

	BLI500	BLI1000	BLI1500
Simulator Pressure	60 psi (4.1 bar)	100 psi (6.9 bar)	150 psi (10.3 bar)
Minimum Pump Pressure	1,000 psi (69.0 bar)	1,500 psi (103.4 bar)	2,500 psi (172.4 bar)
Application	Recirculating Oil	Recirculating Oil or Terminating Oil	Grease



563078

The only device that provides visual indication that bearing lines are intact

Ordering Information

Broken Line Indicators	
563068	500 psi (34.5 bar) indicator
563069	1,000 psi (68.9 bar) indicator
563070	1,500 psi (103.4 bar) indicator
563075	60 psi (4.1 bar) simulator
563076	100 psi (6.9 bar) simulator
563077	150 psi (10.3 bar) simulator
563078	Broken line indicator kit – 563068, 563075
563079	Broken line indicator kit – 563069, 563076
563080	Broken line indicator kit – 563070, 563077

General Accessories

Filters and Brushes

Ordering Information

Inlet and In-Line Oil Filters – Non-Replaceable Elements	
563091	MSP Standard Inlet 10 micron Oil Filter, NPT
563094	MSP Standard Zero Leak Shunt Valve Inlet 90 micron Oil Filter, NPT
563074	MSP Standard Zero Leak Inlet 90 micron Oil Filter/Restrictor, NPT
563073	MSP Zero Leak Shunt Valve Inlet 90 micron Oil Filter, SAE
563480	MSP Modular Zero Leak Valve 25 micron Oil Filter
Single and Dual Cartridge Filter and Replacement Filter Spare Parts	
557803	10 micron Replacement Filter Element – 564004, 183-000-141
557806	10 micron Replacement Filter Element – 183-000-071, 183-000-201
557804	25 micron Replacement Filter Element – 562883, 183-000-051, 183-000-151
557807	25 micron Replacement Filter Element – 183-000-081, 183-000-121, 183-000-211
557811	1-2 micron Extra-Long Replacement Filter Cartridge
Spin-On Oil Filters	
563092	10 micron Spin-On Filter Assembly, NPT, Internal 25 psi (1.7 bar) Bypass
563095	10 micron Spin-On Filter Assembly, NPT, External 150 psi (10.3 bar) Relief
564343	10 micron Remote Mount Spin-On Filter Assembly, NPT, Fill Stud
563096	25 micron Spin-On Filter Assembly, NPT, External 150 psi (10.3 bar) Relief
563100	25 micron Spin-On Filter Assembly, ISO 6149, External 150 psi (10.3 bar) Relief
563093	10 micron Replacement Filter Element - 563092, 563095, 564343
563097	25 micron Replacement Filter Element - 563096, 563100
In-Line Oil Filters – High-Pressure	
563511	10 micron In-Line Oil Filter, NPT
563512	25 micron In-Line Oil Filter, NPT
563513	10 micron In-Line Oil Filter, SAE
563514	25 micron In-Line Oil Filter, SAE
563516	10 micron In-Line Oil Filter, BSPP (ISO 1179)
563515	25 micron In-Line Oil Filter, BSPP (ISO 1179)
563509	10 micron Replacement Filter Element – 563511, 563513, 563516
563510	25 micron Replacement Filter Element – 563512, 563514, 563515
In-Line Oil/Grease Filters – High-Pressure	
563508	44 micron, 325 Mesh In-Line Block Strainer (NPT)
563507	149 micron, 100 Mesh In-Line Block Strainer (NPT)
564406	149 micron, 100 Mesh In-Line Block Strainer, BSPP (ISO 1179)
557701	44 micron Replacement Filter Element – 563508
557700	149 micron Replacement Filter Element – 563507, 564406
In-Line Oil Filters – Low-Pressure, Thrif-T Luber Orifice System	
564053	Thrif-T Luber (TLLF-00) 25 micron In-Line Oil Filter, NPT
557132	Replacement Filter Element – 564053

Oil/Grease Strainers	
563103	44 micron, 325 Mesh Fill-Point Strainer
563102	149 micron, 100 Mesh Fill-Point Strainer
563145	350 micron, 40 Mesh Fill-Point Strainer
557154	44 micron Replacement Filter Element - 563103
557153	149 micron Replacement Filter Element - 563102
557779	350 micron Replacement Filter Element - 563145
Single Cartridge Type Filters w/Electrical and Visual Indicator	
564003	10 micron Filter, BSPP Thread
564004	20 micron Filter, BSPP Thread
564005	10 micron Filter, ISO 6149 Thread
564006	20 micron Filter, ISO 6149 Thread
562880	10 micron Filter, SAE ISO 11026 Thread
564007	20 micron Filter, SAE ISO 11926 Thread F865
Single Cartridge Type Filters w/Visual Indicator	
562881	10 micron Filter, BSPP Thread
564008	20 micron Filter, BSPP Thread
564009	10 micron Filter, ISO 6149 Thread
564010	20 micron Filter, ISO 6149 Thread
562882	10 micron Filter, SAE ISO 11026 Thread
562883	20 micron Filter, SAE ISO 11926 Thread F865
Brushes/Applicators	
124089	Brush, pighair, 1/4 FNPT x 3/4
124090	Brush, Oil, 1 x 1.5
124091	Brush, Oil, 1 x 2.4
124092	Brush, Oil, 1 x 4
124114	Brush, Nylon, 1/8 MNPT x 5/8
124115	Brush, Nylon, 1/8 MNPT x 2



124089



124090

General Accessories

Fittings

Ordering Information

Pipe Fittings	
560532	45° Street Elbow - 1/4 in (6.4 mm) Female x 1/4 in (6.4 mm) male, steel
560530	90° Street Elbow - 1/4 in (6.4 mm) Female x 1/8 in (3.2 mm) male, steel
15M045	90° Street Elbow - 1/4 in (6.4 mm) Female x 1/4 in (6.4 mm) male, steel
560533	90° Street Elbow - 1/8 in (3.2 mm) Female x 1/4 in (6.4 mm) male, steel
560534	Fitting - Street Elbow, 3/8 in (9.5 mm) Male x 3/8 in (9.5 mm) female
560528	Hex Coupling - 1/8 in (3.2 mm) female, steel
556402	Reducing Brushing - 1/4 in (6.4 mm) male x 1/8 in (6.4 mm) female, steel
563178	Extension Nipple - 1/8 in (6.4 mm) female x 1/8 in (6.4 mm) male, 2-1/4 in (5.7 cm) length, steel
556632	Male Connector - 1/4 in (6.4 mm) T x 1/8 in (3.2 mm) male, brass
556633	Male Connector - 1/4 in (6.4 mm) T x 1/4 in (6.4 mm) male, brass
556634	Male Elbow - 1/4 in (6.4 mm) T x 1/8 in (3.2 mm) male, brass
555726	Male Elbow - 1/4 in (6.4 mm) T x 1/4 in (6.4 mm) male, brass
555727	Tube Sleeve - 3/16 in (4.8 mm) T, brass
556635	Tube Sleeve - 1/4 in (6.4 mm) T, brass
Straight and Angle Swivels	
563212	90° Angle Swivel - 1/8 in (3.2 mm)
563214	90° Angle Swivel - 1/4 in (6.4 mm)
564350	90° Angle Swivel - 1/2 in (12.7 mm)
563213	180° Straight Swivel - 1/8 in (3.2 mm)
563215	180° Straight Swivel - 1/4 in (6.4 mm)
563154	180° Straight Swivel - 1/2 in (12.7 mm)
564352	180° Straight Swivel - 1 in (2.5 cm)
563146	90° Compact Swivel - 1/4 in (6.4 mm)
563147	180° Compact Swivel - 1/4 in (6.4 mm)
563150	180° Compact Swivel - 1/8 in (3.2 mm)
563148	90° Swivel Adapter - 1/8 in (3.2 mm) NPT x 1/8 in (3.2 mm) NPT female
Tube Fittings	
556448	Zerk Adapter Quick Fitting
556636	Male Tee - 5/16 in (7.9 mm) tube, 1/8 in (3.2 mm) NPTF
556637	Union Tee - 5/16 in (7.9 mm) tube
556638	Male Elbow - 3/16 in (4.8 mm) tube 1/8 in (3.2 mm) NPTF
556639	Male Elbow - 5/16 in (7.9 mm) tube, 1/8 in (3.2 mm) NPTF
556640	Male Elbow - 5/16 in (7.9 mm) tube, 1/4 in (6.4 mm) NPT
556642	Female Connector - 3/16 in (4.8 mm) tube, 1/8 in (3.2 mm) NPT
556643	Female Connector - 5/16 in (7.9 mm) tube, 1/8 in (3.2 mm) NPT
556644	Male Connector - 3/16 in (4.8 mm) tube, 1/8 in (3.2 mm) NPTF
556645	Male Connector - 5/16 in (7.9 mm) tube, 1/8 in (3.2 mm) NPTF
556646	Male Connector - 5/16 in (7.9 mm) tube, 1/4 in (6.4 mm) NPT
556647	Union - 3/16 in (4.8 mm) tube
556648	Union - 5/16 in (7.9 mm) tube
556649	Nut - 3/16 in (4.8 mm) tube
556650	Nut - 5/16 in (7.9 mm) tube
556652	Sleeve - 3/16 in (4.8 mm) tube
556653	Sleeve - 5/16 in (7.9 mm) tube
556656	5/16 in (7.9 mm) Tube Brass Insert - minimum order of 20 (price each)
556660	3/16 in (4.8 mm) Tube Nut and Sleeve
562995	Male Connector - 3/16 in (4.8 mm) Tube, 1/4-28 in (6.4 mm-71.1 cm) SAE male

556661	Straight Connector - push-to-connect 3/16 in (4.8 mm) tube, 1/8 in (3.2 mm) PM
556662	Elbow - 90 ft (27.4 m), push-to-connect 3/16 in (4.8 mm) tube, 1/8 in (3.2 mm) PM
556666	5/16 in (7.9 mm) Tube Nut and Sleeve
556670	90° Elbow - 3/16 in (4.8 mm) Tube, 1/8 in (3.2 mm) NPT female
15K783	90° Elbow - 1/8 in (3.2 mm) NPTF male/female, PTF SAE short
557395	45° Street Elbow - 1/8 in (3.2 mm) NPTF male/female
560534	Street Elbow Fitting - 3/8 in (9.5 mm) male, 3/8 in (9.5 mm) female
563759	Air-Operated Tractor Hardware Package - 30 point
557954	Adapter - 45° elbow, 1/4-28 in (6.4 mm-71.1 cm) SAE male x 1/8 in (3.2 mm) NPTF female
557968	Zerk Fitting - 1/8 in (3.2 mm) NPT @ 65° angle
563776	Zerk Adapter - 90°
563777	Zerk Adapter - straight
G-Lock Push-to-Connect (PTC) Fittings	
For use with 1/8 in ID hose only	
17L441	1/4 in stud PTC, M10, CSP outlet
25M496	90 degree 1/4 in field-installable stud
25M497	Straight 1/4 in field-installable stud
17L442	1/4 in stud PTC with male 1/8 in NPT, inlet or LP
17L547	1/4 in stud PTC with male 1/4 in NPT, pump outlet
Nylon Tube Push-To-Connect (PTC) Fittings	
For use with 1/4 in OD nylon tube	
17L440	1/4 in OD nylon tube PTC, M10, CSP outlet
17L652	90 degree 1/4 in OD nylon tube PTC, male 1/8 in NPT, inlet or LP
17L653	Straight 1/4 in OD nylon tube PTC, male 1/8 in NPT, inlet or LP
CSP Outlet Fittings	
25M498	1/8 in NPT female with check, M10
25M499	1/4 in compression with check, M10
Miscellaneous Adapters and Fittings	
556403	Reducing Bushing - 3/8 in (9.5 mm) NPT x 1/8 in (3.2 mm) NPT female
556407	Fitting Tee - 1/8 in (6.4 mm) male x (2) 1/8 in (6.4 mm) female
556420	Fitting Tee - 1/4 in (6.4 mm) male x (2) 1/4 in (6.4 mm) female
15M037	Press-to-Fit - 1/8 in (3.2 mm) NPSF
563148	90° Swivel Adapter - 1/8 in (3.2 mm) NPT x 1/8 in (3.2 mm) NPT female
557392	Extension - 1/8 in (3.2 mm) NPT x 1/8 in (3.2 mm) NPTF, 3/4 in (19 mm) long
557393	Extension - 1/8 in (3.2 mm) NPT x 1/8 in (3.2 mm) NPTF, 1-1/4 in (3.18 cm) long
557950	Bulkhead FTG - 1/8 in (3.2 mm) NPT
15K740	Elbow Adapter - 1/4-28 in (6.4 mm-71.1 cm) SAE male x 1/8 in (3.2 mm) NPTF female
15K784	Elbow Adapter - 1/4-28 in (6.4 mm-71.1 cm) SAE male x 1/8 in (3.2 mm) NPTF female, short
557955	Straight Adapter - 1/4-28 in (6.4 mm-71.1 cm) SAE male x 1/8 in (3.2 mm) NPTF female
Hose Fittings	
555749	Connector - 1/8 in (3.2 mm) NPT, #4 JIC
556762	Connector - 1/4 in (6.4 mm) NPT, #4 JIC
556763	90° Elbow - 1/8 in (3.2 mm) NPT, #4 JIC
556764	90° Elbow - 1/4 in (6.4 mm) NPT, #4 JIC
556773	Hose End - field installed, swivel end, #4 JIC

General Accessories

Pressure Gauges and Check Valves

Ordering Information

Pressure Gauges - Bottom and Back Mounted	
126005	0 to 5,000 psi (0 to 344.7 bar), 1/4 in (6.4 mm) NPT brass back mount connection, liquid-filled, operating range -40°F to 150°F (-40°C to 66°C)
557866	0 to 3,000 psi (0 to 206.8 bar), standard
558948	0 to 150 psi (0 to 10.3 bar), 1/4 in (6.4 mm) NPT brass bottom mount connection, standard
557713	0 to 3,000 psi (0 to 206.8 bar), 1/4 in (6.4 mm) NPT stainless steel bottom mount connection, liquid-filled
102814	0 to 5,000 psi (0 to 344.7 bar), 1/4 in (6.4 mm) NPT brass bottom mount connection, standard
557278	0 to 1,500 psi (0 to 103.4 bar), 1/4 in (6.4 mm) NPT brass back mount connection, standard
557864	0 to 3,000 psi (0 to 206.8 bar), 1/4 in (6.4 mm) NPT brass back mount connection, standard
558297	0 to 10,000 psi, 1/4 in NPT brass back mount connection, standard
558298	0 to 10,000 psi (0 to 689.5 bar), 1/4 in (6.4 mm) NPT steel back mount connection, liquid-filled
Outlet Check Valves	
563196	Single check valve, 1/8-27 in (3.2 mm-68.6 cm) NPTF x 1/8-27 in (3.2 mm-68.6 cm) NPSF carbon steel, steel ball, 5,000 psi (344.7 bar) max
563052	Single check valve, 7/16-20 in (11.1 mm-50.8 cm) x 7/16-20 in (11.1 mm-50.8 cm) SAE stainless steel, fluoroelastomer ball, 7,500 psi (517.1 bar) max
563054	Single check valve, 7/16-20 in (11.1 mm-50.8 cm) x 7/16-20 in (11.1 mm-50.8 cm) SAE stainless steel, steel ball, 3,500 psi (241.3 bar) max
Maxi-Flo Relief Valve - Field-Installed Only	
563375	600 psi (41.4 bar)
Single Ball Check Valves	
563195	10 psi (.69 bar) nominal cracking pressure, 1/8 in (3.2 mm) NPTF (M) x 1/8 in (3.2 mm) NPSF (F), steel body/ball, 5,000 psi (344.7 bar) max
563199	15 psi (1.03 bar) nominal cracking pressure, 1/8 in (3.2 mm) NPSF (F) x 1/8 in (3.2 mm) NPTF (M), steel body/ball, 5,000 psi (344.7 bar) max
563196	35 psi (2.4 bar) nominal cracking pressure, 1/8 in (3.2 mm) NPTF (M) x 1/8 in (3.2 mm) NPSF (F), steel body/ball, 5,000 psi (344.7 bar) max
563200	35 psi (2.4 bar) nominal cracking pressure, 1/8 in (3.2 mm) NPSF (F) x 1/8 in (3.2 mm) NPTF (M), steel body/ball, 5,000 psi (344.7 bar) max
563201	60 psi (4.1 bar) nominal cracking pressure, 1/8 in (3.2 mm) NPSF (F) x 1/8 in (3.2 mm) NPTF (M), steel body/ball, 5,000 psi (344.7 bar) max
563197	125 psi (8.6 bar) nominal cracking pressure, 1/8 in (3.2 mm) NPTF (M) x 1/8 in (3.2 mm) NPSF (F), steel body/ball, 5,000 psi (344.7 bar) max
563198	250 psi (17.2 bar) nominal cracking pressure, 1/8 in (3.2 mm) NPTF (M) x 1/8 in (3.2 mm) NPSF (F), steel body/ball, 5,000 psi (344.7 bar) max
563202	250 psi (17.2 bar) nominal cracking pressure, 1/8 in (3.2 mm) NPSF (F) x 1/8 in (3.2 mm) NPTF (M), steel body/ball, 5,000 psi (344.7 bar) max
563051	360 psi (24.8 bar) nominal cracking pressure, 1/8 in (3.2 mm) NPTF (M) x 1/8 in (3.2 mm) NPSF (F), Steel Body/Ball, 5,000 psi (344.7 bar) max
563206	10 psi (.69 bar) nominal cracking pressure, 1/4 in (6.4 mm) (M) x 1/4 in (6.4 mm) (F), steel body/ball, 5,000 psi (344.7 bar) max


563210	10 psi (.69 bar) nominal cracking pressure, 1/4 in (6.4 mm) NPSF (F) x 1/4 in (6.4 mm) NPTF (M), steel body/ball, 5,000 psi (344.7 bar) max
563207	35 psi (2.4 bar) nominal cracking pressure, 1/4 in (6.4 mm) NPTF (M) x 1/4 in (6.4 mm) NPSF (F), steel body/ball, 5,000 psi (344.7 bar) max
563211	35 psi (2.4 bar) nominal cracking pressure, 1/4 in (6.4 mm) NPSF (F) x 1/4 in (6.4 mm) NPTF (M), steel body/ball, 5,000 psi (344.7 bar) max
563208	100 psi (6.9 bar) nominal cracking pressure, 1/4 in (6.4 mm) NPTF (M) x 1/4 in (6.4 mm) NPSF (F), steel body/ball, 5,000 psi (344.7 bar) max
563209	250 psi (17.2 bar) nominal cracking pressure, 1/4 in (6.4 mm) NPSF (F) x 1/4 in (6.4 mm) NPTF (M), steel body/ball, 5,000 psi (344.7 bar) max
563054	35 psi (2.4 bar) nominal cracking pressure, 7/16-20 in (14.3 mm-50.8 cm) SAE (M) x 7/16-20 in (14.3 mm-50.8 cm) SAE (F), SS body/steel ball, 3,500 psi (241.3 bar) max
563055	35 psi (2.4 bar) nominal cracking pressure, 9/16-18 in (14.3 mm-45.7 cm) SAE (M) x 9/16-18 in (14.3 mm-45.7 cm) SAE (F), SS body/steel ball, 3,500 psi (241.3 bar) max
563052	35 psi (2.4 bar) nominal cracking pressure, 7/16-20 in (14.3 mm-50.8 cm) SAE (M) x 7/16-20 in (14.3 mm-50.8 cm) SAE (F), SS body/FKM ball, 7,500 psi (517.1 bar) max
563047	42 psi (2.9 bar) nominal cracking pressure, 1/4 in (6.4 mm) NPSF (F) x 1/4 in (6.4 mm) NPSF (F), SS body/NBR ball, 7,500 psi (517.1 bar) max
563046	48 psi (3.3 bar) nominal cracking pressure, 1/4 in (6.4 mm) NPSF (F) x 1/4 in (6.4 mm) NPSF (F), SS body/FKM ball, 7,500 psi (517.1 bar) max
563048	35 psi (2.4 bar) nominal cracking pressure, 1/8 in (3.2 mm) NPSF (F) x 1/8 in (3.2 mm) NPTF (M), steel body/FKM ball, 100 psi (6.9 bar) max
563049	35 psi (2.4 bar) nominal cracking pressure, 1/8 in (3.2 mm) NPTF (M) x 1/8 in (3.2 mm) NPSF (F), steel body/FKM ball, 100 psi (6.9 bar) max
Double Ball Check Valves	
562642	90 psi (6.2 bar) nominal cracking pressure, 1/8 in NPT(F) x 1/8 in NPT(M), carbon steel body, SS ball, 8,000 psi (551.6 bar) max
562647	90 psi (6.2 bar) nominal cracking pressure, 1/8 in NPT(F) x 1/8 in NPT(M), SS body/ball, 8,000 psi (551.6 bar) max
563203	45 psi (3.1 bar) nominal cracking pressure, twin tandem, 1/4 in (6.4 mm) NPTF (M) x 1/8 in (3.2 mm) NPTF (M), SS body/ball, 10,000 psi (690 bar) max
563205	45 psi (3.1 bar) nominal cracking pressure, twin tandem, 1/4 in (6.4 mm) NPTF (M) x 1/4 in (6.4 mm) NPTF (M), SS body/ball, 10,000 psi (690 bar) max
563058	100 psi (2.4 bar) nominal cracking pressure, 1/4 in (6.4 mm) IP (F) x 1/4 in (6.4 mm) IP (M), brass body/ball, 3,000 psi (206.9 bar) max
563059	100 psi (2.4 bar) nominal cracking pressure, 1/4 in (6.4 mm) in O.D. pipe inlet (F), 1/4 in (6.4 mm) NPT (M) outlet, brass body/ball, 3,000 psi (206.9 bar) max
563061	48 psi (3.3 bar) nominal cracking pressure, 1/4 in (6.4 mm) NPSF (F) x 1/4 in (6.4 mm) NPSF (F), SS body/FKM ball, 7,500 psi (517.1 bar) max
563060	48 psi (3.3 bar) nominal cracking pressure, 1/4 in (6.4 mm) NPSF (F) x 1/4 in (6.4 mm) NPSF (F), SS body/NBR ball, 7,500 psi (517.1 bar) max

General Accessories

Installation Accessories – Hose, Tubing, Fittings, and Mounting Hardware

Ordering Information

1/8 in ID Hoses and Accessories	
128570	Hose, 1/8 in ID, 3,000 PSI, 200 Feet, Braided with Polyurethane Cover
128571	Hose, 1/8 in ID, 3,000 PSI, 400 Feet, Braided with Polyurethane Cover
128862	Hose, 1/8 in ID, 3,000 PSI, 2,000 Feet, Braided with Polyurethane Cover
128579	Hose Guard, 3/8 in ID, 160 Feet
128580	Hose Guard, 3/8 in ID, 320 Feet
128561	Field-Installable Swivel Hose End Fitting, 1/8 in ID Hose, #4 JIC, SAE 7/16-20 female
128562	Field-Installable Swivel Hose End Fitting, 1/8 in ID Hose, 1/8 NPT Male
128006	Clamp, 3/8 in OD Hose
17L941	Hose Repair Kit, 1/8 in OD
1/4 in ID Hoses and Accessories	
128572	Hose, 1/4 in ID, 2,750 PSI, 100 Feet, Braided with Polyurethane Cover
128573	Hose, 1/4 in ID, 2,750 PSI, 125 Feet, Braided with Polyurethane Cover
130281	Hose, 1/4 in ID, 2,750 PSI, 250 Feet, Braided with Polyurethane Cover
131164	Hose, 1/4 in ID, 2,750 PSI, 500 Feet, Braided with Polyurethane Cover
128581	Hose Guard, 1/2 in ID 80 Feet
128582	Hose Guard, 1/2 in ID 100 Feet
128563	Field-Installable Swivel Hose End Fitting, 1/4 in ID Hose, #4 JIC, SAE 7/16-20 female
128564	Field-Installable Swivel Hose End Fitting, 1/4 in ID Hose, 1/4 NPT Male
128565	Field-Installable Swivel Hose End Fitting, 1/4 in ID Hose, 1/8 NPT Male
557944	Clamp, 7/16 in OD Hose
17L942	Hose Repair Kit, 1/4 in OD
1/8 in OD Tubing and Accessories	
127554	Tubing, 1/8 in OD, 625 PSI, 100 Feet
127551	1/8 in Tube x 1/8 in Straight Fitting
556664	1/8 in Tube x 1/8 in Elbow Fitting
1/4 in OD Tubing and Accessories	
127555	Tubing, 1/4 in OD, 625 PSI, 100 Feet
127552	1/4 in Tube x 1/4 in Straight Fitting
555726	1/4 in Tube x 1/4 in Elbow Fitting
127553	1/4 in Tube x 1/8 in Straight Fitting
556634	1/4 in Tube x 1/8 in Elbow Fitting
3/16 in OD Tubing and Bulk Fittings	
16A169	Tubing, 3/16 in OD, Single Tube, 1,350 PSI, 100 Feet
16A171	Tubing, 3/16 in OD, Double Tube, 1,350 PSI, 100 Feet
16A172	Tubing, 3/16 in OD, Triple Tube, 1,350 PSI, 100 Feet
127722	Male Elbow, 3/16 in Tube x 1/8 in NPT, Brass, Quantity 250
127723	Male Connector, 3/16 in Tube x 1/8 in NPT, Brass, Quantity 250
127724	Union, 3/16 in Tube, Brass, Quantity 50
127725	Union, 5/16 in Tube, Brass, Quantity 50
Elbows	
556763	#4 JIC SAE 7/16-20 male x 1/8 in NPT male
556764	#4 JIC SAE 7/16-20 male x 1/4 in NPT male
15K740	1/4-28 NPT male x 1/8 in NPT female
15K783	1/8 NPT male x 1/8 NPT female, PTF SAE Short
560530	1/8 NPT male x 1/4 NPT female
15M045	1/4 NPT male x 1/4 NPT female
560533	1/4 NPT male x 1/8 NPT female
560534	3/8 NPT male x 3/8 NPT female
158683	1/2 NPT male x 1/2 NPT female




General Accessories

Installation Accessories – Hose, Tubing, Fittings, and Mounting Hardware

Ordering Information

45° Elbows	
557395	1/8 NPT male x 1/8 NPT female
560532	1/4 NPT male x 1/4 NPT female
Reducing Bushings	
556402	1/4 NPT male x 1/8 NPT female
556403	3/8 NPT male x 1/8 NPT female
556404	3/8 NPT male x 1/4 NPT female
100206	1/2 NPT male x 1/4 NPT female
Expanding Bushings	
556416	1/8 NPT male x 1/4 NPT female
156580	1/8 NPT male x 3/8 NPT female
150287	1/4 NPT male x 3/8 NPT female
159842	1/4 NPT male x 1/2 NPT female
156022	3/8 NPT male x 1/2 NPT female
Pipe Extensions M x F	
557392	1/8 NPT male x 1/8 NPT female, 3/4 long
557393	1/8 NPT male x 1/8 NPT female, 1-1/4 long
563178	1/8 NPT male x 1/8 NPT female, 2-1/4 long
Adapter	
555749	#4 JIC SAE 7/16-20 male x 1/8 in NPT male
556762	#4 JIC, SAE 7/16-20 male x 1/4 in NPT male
555453	1/4 NPT male x 1/4 NPT male
556408	1/4 NPT male x 1/8 NPT male
156296	3/8 NPT male x 1/8 NPT male
165198	3/8 NPT male x 1/4 NPT male
156849	3/8 NPT male x 3/8 NPT male
17G422	1/8 NPT female x 1/8 BSPT male short
17K061	1/8 NPT female x 1/8 BSPT male elbow
17K062	1/8 NPT female x 1/8 BSPT male long
Anchor Mounts	
560540	180° Straight Anchor Fitting, 1/8 in NPSF
560541	180° Straight Anchor Fitting, 1/4 in NPSF
558910	180° Straight Anchor Fitting, 1/2 in NPSF
560542	Cross Anchor Fitting, 1/4 in NPSF
560543	Cross Anchor Fitting, 1/8 in NPSF
561430	180° Straight Anchor Fitting, 2 lines, 1/4 in NPSF
560535	90° Drop Elbow Brass, 1/8 in NPSF
560537	Wing Tee, 1/4 in NPTF
Grease Zerks	
557969	Grease Zerk Cover
555888	1/8 in NPT, 5,000 PSI, Straight, Leakproof
556429	1/8 in NPTF, 5,000 PSI, 90 Degree, Leakproof, Buna-N
100054	1/8 in, 10,000 PSI
100848	1/4 in, 10,000 PSI
Fill Studs	
24M644	QD Style w/Cap
110712	1/4 in Button Head
100854	3/8 in Button Head




557395



556402



556416



557392



555453



100848



24M644

General Accessories

General Accessories


Installation Accessories – Hose, Tubing, Fittings, and Mounting Hardware

Ordering Information

Mounting Weld Studs	
127512	1/4-20 x 0.710 in long
127513	1/4-20 x 0.96 in long
127514	1/4-20 x 1.2 in long
17D024	1/4-20 x 2 in long
17D023	3/8-16 x 1.25 in long
Clamps	
127012	3/8 in clamp diameter x 9/32 mounting hole
557944	1/2 in clamp diameter x 9/32 mounting hole
127515	1 1/2 in clamp diameter x 9/32 mounting hole
Bulkheads	
128566	1/4 NPT
557950	1/8 NPT
Hose Vise Block	
127145	1/8 in, 1/4 in, 1/2 in ID hose
Hex Coupling	
560528	1/8 NPT female x 1/8 NPT female
113093	1/4 NPT female x 1/4 NPT female
162024	3/8 NPT female x 3/8 NPT female
Run Tee	
556419	1/8 NPT male x 1/8 NPT female (2)
556420	1/4 NPT male x 1/4 NPT female (2)
128568	3/8 NPT male x 3/8 NPT female (2)
Branch Tee	
558795	1/8 NPT male x 1/8 NPT female (2)
556407	1/4 NPT male x 1/4 NPT female (2)
128567	3/8 NPT male x 3/8 NPT female (2)
Plugs	
557349	1/8 in NPT socket head
111697	1/4 in NPT square head
100040	3/8 in NPT square head
Cable Tie	
17K063	Cable tie 14 in x .30 in, qty 100



557950



560528



556419



100040

Controllers

GLC 2200™ Controller

Features and Benefits

- Easy to mount without having to open up the control box
- LEDs let you know what your system is doing at a glance
- Easy to read digital display makes it simple to program and monitor your equipment
- In-cab visual and audible alarms let the operator know your equipment needs attention. Or set up a remote alarm to alert service or maintenance staff
- Simple icon based push buttons make programming easy
- Color coded wiring harness with flying leads and easy to follow wiring diagrams makes installations efficient



24N468

Available Inputs

- Pressure/cycle switch
- Low level switch

Available Outputs

- Pump power control
- External alarms—both low level and pressure/cycle faults

Typical Applications

- Heavy construction, mining, other mobile on-road and off-road equipment

Technical Specifications

Height.....	5.53 in (140 mm)
Width.....	2.75 in (70 mm)
Depth.....	1.38 in (35 mm)
Protection Grade.....	IP54
Operating Temperature.....	-40°F to 176°F (-40°C to 80°C)
Standards.....	CE Marked
Power Source DC.....	9 - 30 VDC
Manual.....	3A2960A

Ordering Information

GLC 2200	
24N468	GLC 2200 controller
24P314	GLC 2200 wiring harness – 5 feet (150 cm) with flying leads
24W981	GLC 2200 wiring harness – 10 feet (300 cm) with flying leads
24P686	GLC 2200 connector (1) and pins (12)
24P687	GLC 2200 connectors (5) and pins (60)
16T671	Crimper
24X606	Mounting bracket kit
17G007	Yellow iron mounting bracket with slide adjustment

Controllers

GLC 4400™ Controller

Features and Benefits

- Customize your lubrication time, pressure, cycle counts and machine counts for maximum precision and productivity
- Simple icon- and menu-based user interface is easy to setup and operate, saving valuable technician time
- Special operation modes save setup and inspection time
- Rugged and weatherproof, meeting stringent IP69K protection requirements
- Works with single line resistive, single line parallel, series progressive and dual line systems

Available Inputs

- Pressure/cycle switch
- Machine count switch
- Reservoir level switch
- Remote manual run switch

Available Outputs

- Pump control signal
- Low level alarm signal
- Pressure/cycle alarm
- System okay signal

Typical Applications

- Heavy construction, mining, other mobile off-road equipment
- In plant machinery, food and beverage, wind energy

Technical Specifications

Height.....	4.7 in (120 mm)
Width.....	4.8 in (122 mm)
Depth.....	3.6 in (91 mm)
Protection Grade.....	IP 69K
Operating Temperature.....	-40°F to 145°F (-40°C to 63°C)
Net Weight.....	2 lbs (0.9 kg)
Standards.....	CE Marked
Manual.....	313855

Ordering Information

GLC 4400	
24B591	9-30 VDC
24B596	100-240 VAC



24B591

Controllers

Solid-State Timer

Features and Benefits

The Solid-State Timer from Graco operates on standard 115/230 VAC 50/60 Hz input power, and provides a total on and off cycle with “on” periods to meet your specific lubrication system’s requirements. Total cycle times can be set from 1/2 minute to 32 hours. “On” time during the total cycle time can be set from 12 seconds to 13 minutes. The “on” time occurs at the beginning of each period.

- Solid-state technology combined with multiple-level protection ensures dependable performance
- Exceptional flexibility of settings allows this timer to be used with many types of simple or sophisticated lubrication systems
- Manual run button can be used to check system integrity as well as to simplify system filling and air purging
- Face-mounted LED displays timer status at a glance
- Tamper-resistant design puts cycle setting controls inside the covered case
- Easy mounting and installation
- Built-in memory keeps the timer “alive” for 1-1/2 hours during power failures and machine shutdown



562872

Technical Specifications

Electrical	115/230 VAC; 50/60 hz; 3 ampere (max.)
Temperature Range:	
Operating	0° to 131°F (-18°C to 55°C)
Storage	-67° to 185°F (-55°C to 85°C)
Enclosure	High Impact Plastic
Component Technology	Solid-State CMOS
Cycle Interval, Adjustable:	
Range 1	0.5 to 30 minutes
Range 2	0.5 to 32 hours
“On” Time	0.2 to 13 minutes
Vibration	5g’s 50 Hz
Standard:	LED Indicator, Manual Run Button

Ordering Information

Solid State Timer	
562872	115/230 VAC
558031	Solid state (SS) timer board only without enclosure
DC Timer	
557925	DC timer

Controllers

WMP III Maxi-Monitor®

Features and Benefits

The WMP III Maxi-Monitor is a micro processor based controller, dedicated to the operation and monitoring of a centralized lubrication system. WMP III is designed to schedule lube intervals and monitor the operation of Trabon pumps and divider valves in intermittent operating systems.

- Lube programs can be changed to meet changing conditions or work schedules
- High flexibility means you can handle a variety of applications with the same basic WMP Controller
- By working with one basic unit, operating and maintenance personnel quickly become familiar with the WMP and use it more effectively
- Programming is done thru the keypad mounted on the face of the enclosure



556023

Technical Specifications

Power Supply.....	115 + 15 % VAC, 50/60 Hz; 230 + 15% VAC, 50/90 Hz; 24 + 15% VDC; 12 + 10% VDC. Voltage must be specified when ordering
Inputs.....	Same voltage of WMP III in use
Current Consumptions.....	0.1 amp for AC (less external loads); 0.4 amp for DC (less external loads); 0.5 amp 3AG fuse supplied; 115, 230 VAC and 12, 24 VDC
External Pump Load.....	115, 230 VAC or 12, 24 VDC; 2 amp max(4 amp typical inrush), AC; 2 amp AGC fuse supplied; Determined by input power supply
Fault Relay	2 isolated, non-fused, double-pole, double-throw form, C contacts, 5 amp resistive
Count Rate	15 CTS/SEC max @ 50% duty cycle; min.
Transient Withstanding Capacity.....	2000 Volts for 1 millisecond (typical); Joule Max
Temperature Range (LCD limited)	
Ambient	10°F to 113°F (-21°C to 45°C)
Storage	-8°F to 140°F (-25°C to 60°C)
Time Base	Crystal Controller Time Base
Weight	9.3 lbs (4.2 kg)
Programming Selections	
Program Range.....	2-9999 sec; 1-9999 min; 1-9999 hrs; 2-9999 stroke counts
Monitor Range.....	1-9999 sec; 1-9999 min; 1-9998 hrs; 1-9998 stroke counts
System Cycle Range	1-9999 counts

Ordering Information

WMP III Maxi-Monitor	
556023	115 VAC
556024	230 VAC
556025	24 VDC
563914	Shock mount kit

On-Road Mobile Lubrication Systems

Electric Grease Jockey®



Ruggedized Construction

U.V., chemical, and high-impact resistant – rigorously tested and field-proven.

NLGI #2 Compatible

NLGI #000 to #2 and 2000 psi (138 bar).

Low Level Signal

Alerts when out of grease.

Electrical Drive

12 VDC (7 Amp) or 24 VDC (4 Amp) power. Protected against motor burn-out.

Data Management System*

Track critical lubrication data. Fast programming.

Integrated Controls

Includes adjustable ON/OFF times, PIN code lockout and on-panel alerts.

In-Cab Feedback*

Tri-color LED system feedback indicator with Manual Run button.



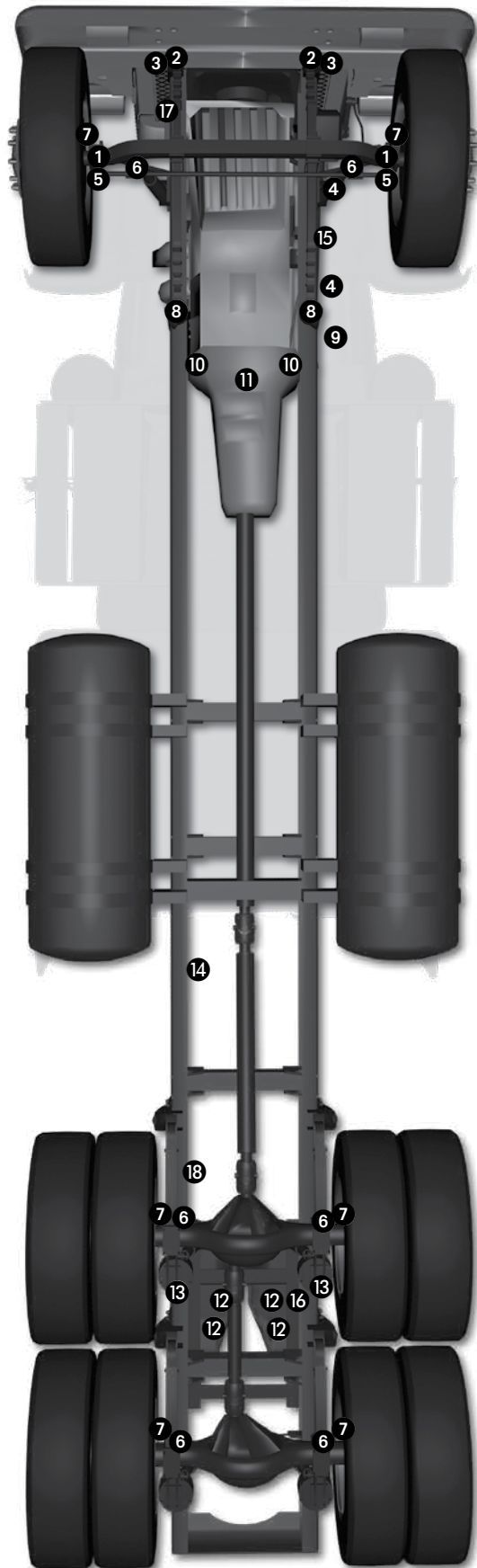
*DMS version optional equipment

Technical Specifications

Lubricant.....	NLGI #0 to #2 grease
Maximum Pressure.....	2,000 psi (352 bar)
Power.....	12 or 24 VDC
Operating Temperature.....	-40° F to 158° F (-40° C to 70° C)
Reservoir Capacity.....	.2 liters
Maximum Run Time.....	30 min
Output per Element/Min.....	0.5 in ³ (24.6 cm ³)
Certifications/Standards.....	IP69K, CE, ROHS, EMC, Pressurized Equipment Directive, National Fluid Power Association
Instruction Manual.....	3A5082

On-Road Mobile Lubrication Systems

Electric Grease Jockey®



Truck and tractor lubrication systems lubricate these parts:

- | | |
|-------------------|----------------------------|
| ① Upper King Pins | ⑧ Spring Hangers |
| ② Lower King Pins | ⑨ Clutch Pedal |
| ③ Hood Pins | ⑩ Clutch Cross Shafts |
| ④ Spring Pins | ⑪ Clutch Throw Out Bearing |
| ⑤ Drag Links | ⑫ 5th Wheel Plate |
| ⑥ Tie Rod Ends | ⑬ 5th Wheel Pivots |
| ⑦ Slack Adjusters | |
| ⑧ S-Cams | |
-
- | | |
|---------------------|----------------------|
| ⑭ Pump | ⑰ Right Front Module |
| ⑮ Left Front Module | ⑱ Rear Module |
| ⑯ 5th Wheel Module | |

Whatever you drive,
there's a Graco system
to fit your needs



On-Road Mobile Lubrication Systems

Electric Grease Jockey®

Ordering Information




Electric Grease Jockey Pump Packages

	Package Number	25C990	25C991	25C992	25C993
Package Includes	Pump	24Z764	24Z959	24Z660	24Z958
	Power	12V	24V	12V	24V
	Data Management System	–	–	Yes	Yes
	Power Cable	129644	129644	127782	127782
	Manual Run Button	–	–	25C981	25C982

Electric Grease Jockey System Installation Kits

	Package Number	Truck with Greaseable Spring Pins			Truck with Sealed Spring Pins (non-greaseable)		
		Drum Brakes		Disc Brakes	Drum Brakes		Disc Brakes
		6 x 4 Tandem Axle	4 x 2 Single Axle		6 x 4 Tandem Axle	4 x 2 Single Axle	
		<i>32 Point / 4 Module Kit</i>	<i>28 Point / 3 Module Kit</i>	<i>20 Point / 3 Module Kit</i>	<i>26 Point / 4 Module Kit</i>	<i>22 Point / 3 Module Kit</i>	<i>14 Point / 3 Module Kit</i>
	25C971	25C972	25C973	25C974	25C975	25C976	
Package Includes	12 VDC Grease Jockey pump	25C990			25C990		
	18 ft mainline section/installable end kit	17S970			17S970		
	12 ft mainline section/installable end kit	17S969			17S969		
	6 ft mainline section/installable end kit (qty)	17S968 (2)	17S968 (1)	17S968 (1)	17S968 (2)	17S968 (1)	17S968 (1)
	Mainline tee (qty)	129759 (3)	129759 (2)	129759 (2)	129759 (3)	129759 (2)	129759 (2)
	Mainline elbow (2)	129755			129755		
	Front left meter module	25C854	25C854	25C857	25C858	25C858	25C849
	Front right meter module	25C859	25C859	25C850	25C851	25C851	25C852
	5th wheel meter module	25C853	25C855	25C853	25C853	25C855	25C853
	Rear axle meter module	25C856		–	25C856		–
	3/16 in to 1/8 NPT elbows, 10-Pack (qty)	25C977 (3)	25C977 (3)	25C977 (2)	25C977 (3)	25C977 (2)	25C977
	3/16 in to 1/8 NPT straights, 10-Pack	25C978			25C978		
	1/4-28 SAE to 1/8 NPT(F), 5-Pack	25C979			25C979		
	Mounting bracket	17S107			17S107		
	Zip ties, 100-count	17K063			17K063		
Zip ties, looped, 10-count (qty)	25C980 (3)	25C980 (2)	25C980 (1)	25C980 (3)	25C980 (2)	25C980 (1)	

Electric Grease Jockey Pump Accessories

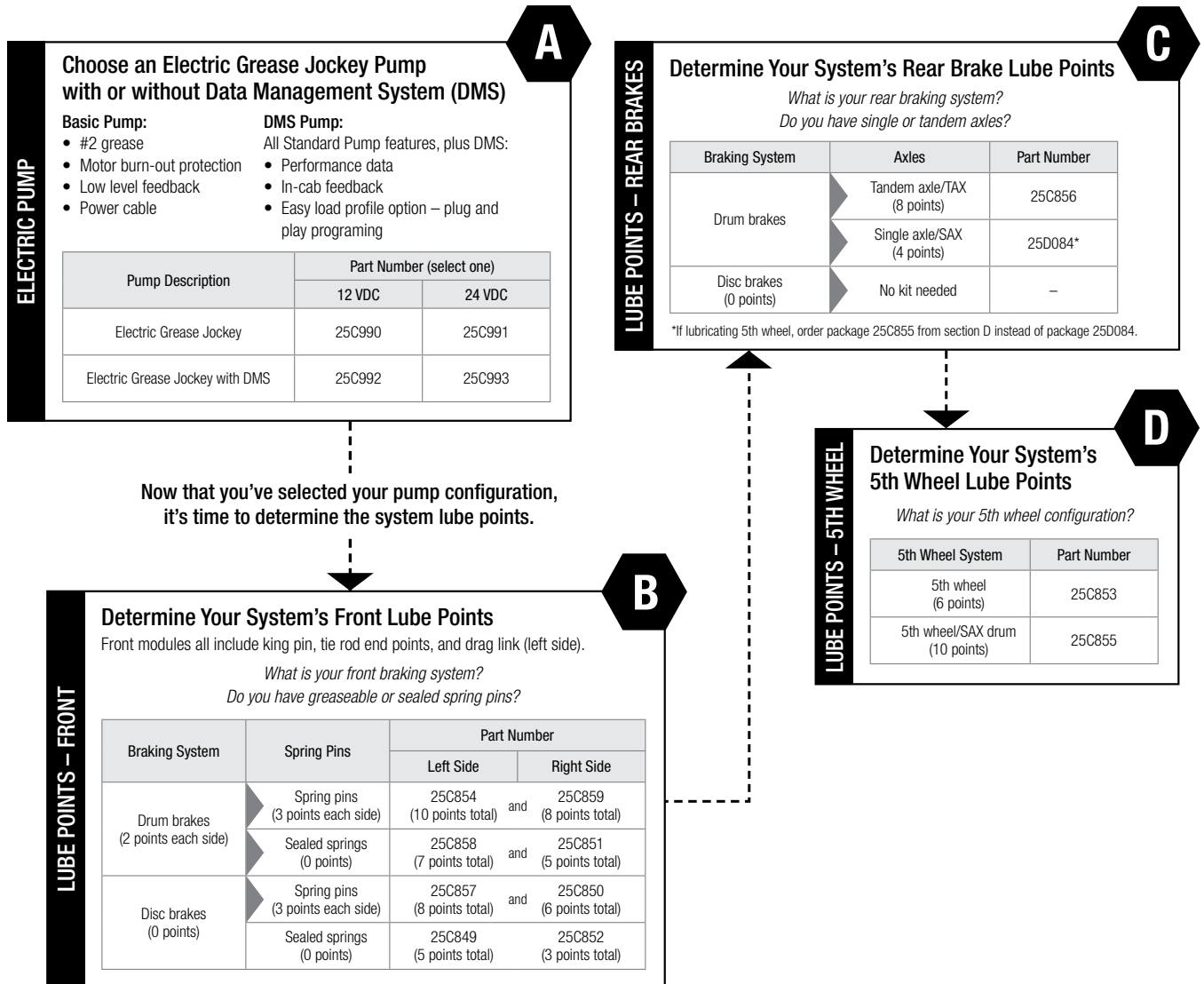
	Part Number	Description
	24Z962	Protective pump cover
	17S107	Mounting bracket
	25C983	Output doubling kit

On-Road Mobile Lubrication Systems

Electric Grease Jockey®

How to Select Your Graco Electric Grease Jockey Automatic Lubrication System


Determining the Electric Grease Jockey system best suited to your needs is accomplished by following steps A-D.



On-Road Mobile Lubrication Systems

Electric Grease Jockey® Manifolds

Grease Jockey modular design makes it easy to add or subtract lube points and commonize service parts across your fleet. Modules hold up to 6 or 12 lubrication point meters.



Updated for NLGI #2 Grease

Multiple Mounting and Plumbing Options

Same Pre-Charged, Color Coded Lines and End-Point Fittings

12-Port And 6-Port Options

Build Your Own Module / Service Parts

Part Number	24Z682	24Z683	24Z684	24Z685	24Z686	24Z681
Grease Jockey Injector Size	#0	#1	#2	#3	#4	#8
Output Spacers	0	1	2	3	4	4
Dispense Amount in ³ (cc)	0.002 (0.03)	0.005 (0.08)	0.009 (0.15)	0.012 (0.20)	0.015 (0.25)	0.026 (0.43)
Typical Truck/Trailer Lube Points	S-Cam, Clutch	Slack Adjuster, Pivot Pins	Tie-Rod End, Drag Link	King Pin, Spring Pin	5th Wheel Cylinders	5th Wheel Face Plate

Part Number	Description
25C988	6 port manifold and mounting stem
25C989	12 port manifold and mounting stem

Part Number	Description
564086	Single tube, pre-charged, 10 ft
563984	Double tube bundle, pre-charged, 10 ft
563994	Triple tube bundle, pre-charged, 10 ft

Grease Jockey System Accessories

Expander Kit Accessories

Part Number	Description
25D012	Single, #3 injector and 10 ft, 3/16 in tube
25D013	Two, #3 injectors and 2-tube 10 ft, 3/16 in bundle
24Z808	Hex-head manifold plug with o-ring

Grease Options

Part Number	Description
557941	NLGI #00 EP lithium grease, 35 lb bucket
131217	NLGI #1 GC-LB -25C Grease Jockey performance grease

Refill Pump Kits

Part Number	Description
26A318	Fireball 225 35 lb bucket
26A319	Fireball 225 120 lb keg
26A320	Fireball 225 400 lb barrel
247886	35 lb hand pump

Fill Extension Kit

Part Number	Description
25A170	Fill extension kit

On-Road Mobile Lubrication Systems

Electric Grease Jockey® Accessories

Electric Grease Jockey Pump Accessories

Part Number	Description
24Z962	Control panel protective cover
17S107	Pump mounting S-bracket
557966	Universal "Swiss Cheese" Flat Mounting Adapter
25A170	Fill extension kit
25C983	Output doubling kit (2nd pump element and union)
25C985	Fuse kit, in-line, 12 VDC
25C986	Fuse kit, in-line, 24 VDC

Electric Grease Jockey Pump Service Items

Part Number	Description
24Z764	12 VDC, 2L, bare pump with vent valve
24Z959	24 VDC, 2L, bare pump with vent valve
24Z660	DMS, 12 VDC, 2L, bare pump with vent valve
24Z958	DMS, 24 VDC, 2L, bare pump with vent valve
129644	Power cable, 30 ft (9.1 m), 2-wire CPC to flying leads
127782	DMS power cable, 30 ft (9.1 m), 5-wire CPC to flying leads
17S477	Power cable, 3 ft (1 m), 2-wire CPC to 2-pin automotive connector
25C981	Manual run button, 12 VDC
25C982	Manual run button, 24 VDC
25C987	Electric Grease Jockey pump element
25C965	Vent valve assembly, 12 VDC
25C966	Vent valve assembly, 24 VDC
129801	Vent valve power cable

Mainline and Fittings

Part Number	Description
17S968	6 ft (1.8 m) Mainline cut-to-length hose and fitting kit
17S969	12 ft (3.7 m) Mainline cut-to-length hose and fitting kit
17S970	18 ft (5.5 m) Mainline cut-to-length hose and fitting kit
25D338	36 ft (11 m) Mainline, cut-to-length hose and 4*131200 fitting kit
131200	Field-installable, mainline hose end fitting
129759	Tee fitting, 6 ORB x 9/16, 37° Flare (2)
129755	90° elbow, 6 ORB x 9/16, 37° Flare
129763	Straight connector, 6 ORB x 9/16, 37° Flare
131169	Meter manifold to meter manifold union, 6 ORB x 6 ORB
129761	Mainline Tee Fitting, 9/16, 37° Flare (3)
129872	45° mbf flare elbow fitting
129871	Manifold inlet adapter - 6 ORB (M) x 1/8 in NPT(F) (for Classic Grease Jockey Mainline)

On-Road Mobile Lubrication Systems

Electric Grease Jockey® Accessories

Metering Modules

Front Modules all include king pin and tie rod end points.

Part Number	Description
25C849	Left Front - 5 points (Drag Link)
25C850	Right Front - 6 points (Spring Pins)
25C851	Right Front - 5 points (Drum Brakes)
25C852	Right Front - 3 points
25C853	5th Wheel - 6 points (Plate, Pivot pins)
25C854	Left Front - 10 points (Spring Pins, Drum Brakes, Drag Link)
25C855	5th Wheel - 10 points (Single Axle Drum Brakes, Plate, Pivot pins)
25C856	Tandem axle - 8 points (Drum Brakes)
25C857	Left front - 8 points (Spring Pins, Drag Link)
25C858	Left front - 7 points (Drum Brakes, Drag Link)
25C859	Right Front - 8 points (Spring Pins, Drum Brakes)
25D084	Single axle - 4 points (Drum Brakes)
26C081	TAX/5th Wheel - 14 point (Drum Brakes, Plate, Pivot pins) Double Module
26C101	Drop Axle, 8 Point (King Pins, drum brakes)
26C100	Drop Axle, 10 Point (King Pins, Tie-rod ends, drum brakes)
26C104	Dump Body, 10 Point
25D216	6 point (#3) meter module, pre-charged lines
25D217	12 point (#3) meter module, pre-charged lines

Notes: **Meter modules do not include end-point fittings.** Customized meter modules available upon request, minimum order 50 units.

Metering Module Service Items and Accessories

Part Number	Description
24Z682	#0, Grease Injector Meter
24Z683	#1, Grease Injector Meter
24Z684	#2, Grease Injector Meter
24Z685	#3, Grease Injector Meter
24Z686	#4, Grease Injector Meter
24Z681	#8, Grease Injector Meter
25D012	One replacement #3 meter with pre-charged, 15 ft tube
25D013	Two replacement #3 meters with pre-charged, 15 ft 2-tube bundle
26C105	Two replacement #4 meters with pre-charged 30 ft 2-tube bundle
15W165	Feed Line 3/16 in tube, pre-charged, 30 ft, black
563789	Feed Line 3/16 in tube, pre-charged, 15 ft, orange
564090	Feed Line 3/16 in 2-tube bundle, pre-charged, 30 ft, orange/black
563796	Feed Line 3/16 in 3-tube bundle, pre-charged, 30 ft, orange/blue/black
24Z808	Manifold meter port plugs with o-rings
129752	Manifold inlet plugs
25C988	Bare manifold with stem, nut, and washer, 6 port
25C989	Bare manifold with stem, nut, and washer, 12 port

On-Road Mobile Lubrication Systems

Electric Grease Jockey® Accessories

End-Point Fittings (not included with injector manifolds) and Installation Accessories

Part Number	Description
25C977	10 pack of P/N 556638, 3/16 in OD tube to 1/8 NPT elbows
26A405	200 pack of P/N 556638, 3/16 in OD tube to 1/8 NPT elbows
25C978	10 pack of P/N 556644, 3/16 in OD tube to 1/8 NPT straight connectors
26A404	200 pack of P/N 556644, 3/16 in OD tube to 1/8 NPT straight connectors
25C979	5 pack of P/N 15K740, 1/4-28 SAE (m) to 1/8 NPT(F) elbow, 90°
26A406	100 pack of P/N 15K740, 1/4-28 SAE (m) to 1/8 NPT(F) elbow, 90°
556660	3/16 in tube nut sleeve with captivated ferrule
15K783	1/8 NPT(M) to 1/8 NPT(F) elbow, 90°
560534	1/8 NPT(M) to 1/8 NPT(F) elbow, 45°
557392	0.75 in extension, 1/8 NPT(M) to 1/8 NPT(F)
557393	1.25 in extension, 1/8 NPT(M) to 1/8 NPT(F)
25M544	6 ft conduit sleeve
17K063	Cable ties, 100 pack
25C980	Figure-8 cable ties, 10 pack
26C326	Mainline purge adapter

Lubricant

Part Number	Description
131217	NLGI #1 GC-LB on-road mobile lubricant, 35 lb bucket
557941	NLGI #00 grease, 35 lb bucket

Grease Jockey Fill Pump Kits

Part Number	Description
26A318	Mini Fire-Ball 35 lb fill pump kit
26A319	Mini Fire-Ball 120 lb fill pump kit
26A320	Mini Fire-Ball 400 lb fill pump kit
247886	Manual 35 lb fill pump kit
121474	Coupler, hydraulic quick disconnect, 1/4 in NPT

Electric Grease Jockey Tractor Kits

Part Number	Description
25C971	EGJ spring pins, drum brakes, 6 x 4, 32 points
25C972	EGJ spring pins, drum brakes, 4 x 2, 28 points
25C973	EGJ spring pins, disc brakes, 20 points
25C974	EGJ sealed spring pins, drum brakes, 6 x 4, 26 points
25C975	EGJ sealed spring pins, drum brakes, 4 x 2, 22 points
25C976	EGJ sealed spring pins, disc brakes, 14 points

On-Road Mobile Lubrication Systems

Pneumatic Grease Jockey®

Features and Benefits

- Keeps your chassis operating, even in harsh on-road conditions
- Lubricant goes where it's supposed to, automatically, with little or no waste
- Field-proven—some of the largest fleets have been using Grease Jockey for decades!

High-strength, shatter-resistant reservoir

Utilizes a high-quality, polycarbonate reservoir that is securely mounted to the pump with rigid tie rods for optimal sealing

High-Capacity Fill Port

Saves time and keeps you on the road

Field-Proven Reliability

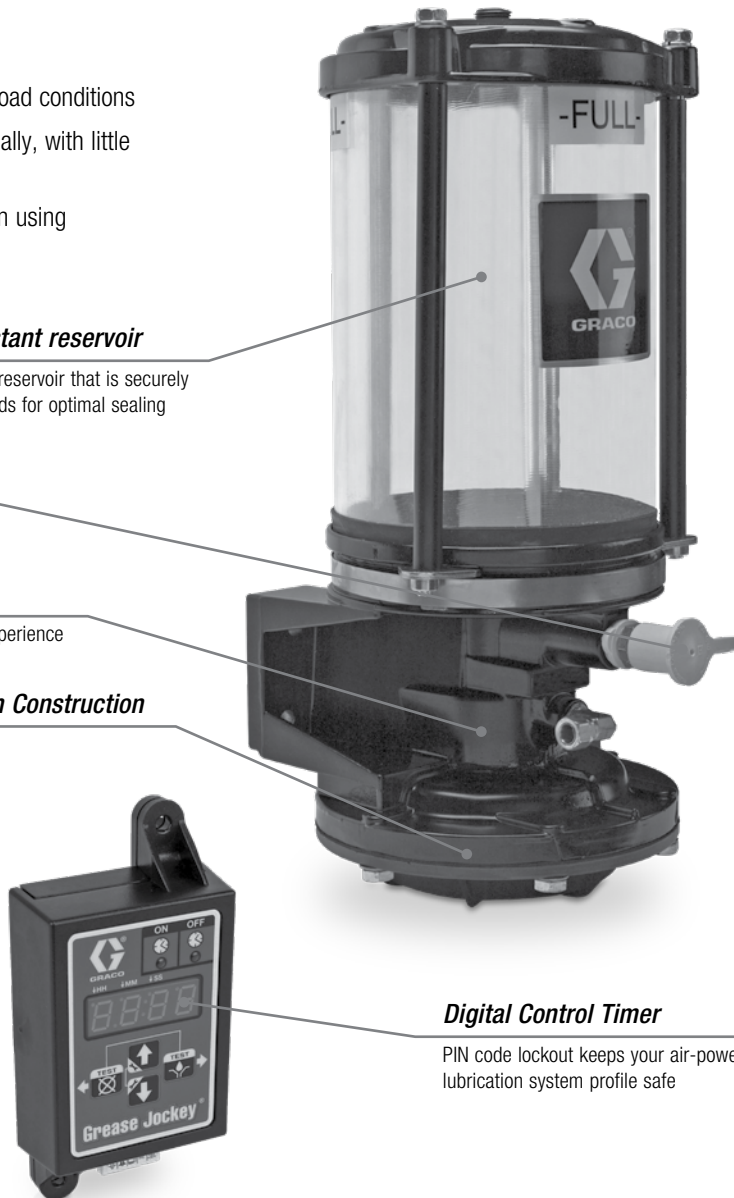
Over four decades of over-the-road experience

Rugged Cast Aluminum Construction

9:1 pump with 6 lb capacity

Digital Control Timer

PIN code lockout keeps your air-powered lubrication system profile safe



Technical Specifications

Construction.....	Cast aluminum body and bracket
Lubricant.....	NLGI #0, #00 or #000 grease
Output per Cycle.....	1.5 in ³ (24.6 cm ³)
Reservoir Capacity.....	6 lb (2.7 kg), 12 lb (5.4 kg)
Inlet supply (dry) (air pump).....	150 psi (1034 kPa) max; 60 psi (414 kPa) min
Air-to-lube Ratio (max.).....	9:1
Solenoid Voltage (air).....	12 or 24 VDC
Electrical.....	9 to 32 VDC (12 or 24 VDC Nominal)
Enclosure (air pump).....	High-impact sealed plastic
Component Technology.....	Solid-state
Pump "ON" Time.....	Programmable: 1 sec. to 99 min
Lube Cycle Frequency.....	Programmable: 1 min to 99 hrs
Main Supply to Modules.....	.5/16 in O.D. heavywall nylon
Module to Point.....	.3/16 in O.D. heavywall nylon
Operating Pressure (nylon lines).....	1,350 psi (9,310 kPa)
Instruction Manual.....	312054

On-Road Mobile Lubrication Systems

Pneumatic Grease Jockey®

Ordering Information

Pneumatic Grease Jockey Pumps

	Package Number	563625	563589	563590	563593	563888	563854	563874
Package Includes	Reservoir size	Pump only	6 lb	12 lb	6 lb	6 lb	6 lb	12 lb
	Fill port	Straight	Straight	Straight	Elbow	Elbow	Straight	Straight
	Solenoid	-	-	-	-	12 VDC	12 VDC	12 VDC
	Timer/wiring harness kit	-	-	-	-	-	25A118	25A118
	Mounting plate	-	-	-	-	-	Yes	Yes
	Mainline and hardware	-	-	-	-	-	Yes	Yes
	Extra fittings kit	-	-	-	-	-	Yes	Yes

Pneumatic Grease Jockey System Installation Kits

	Package Number	Truck with Greaseable Spring Pins			Truck with Sealed Spring Pins (non-greaseable)		
		Drum Brakes		Disc Brakes	Drum Brakes		Disc Brakes
		6 x 4 Tandem Axle	4 x 2 Single Axle		6 x 4 Tandem Axle	4 x 2 Single Axle	
		34 Point / 4 Module Kit	28 Point / 3 Module Kit	20 Point / 3 Module Kit	26 Point / 4 Module Kit	22 Point / 3 Module Kit	14 Point / 3 Module Kit
	563814	24Z809	24Z810	24Z811	24Z812	24Z813	
12 VDC Grease Jockey pump and reservoir	563589 / 563854	24Z526	24Z526	24Z526	24Z526	24Z526	
Front left meter module	563644	24W623	563654	563706	563706	563728	
Front right meter module	563645	563858	563655	24W335	24W335	24H994	
5th wheel meter module	563648	258348	563648	563648	258348	563648	
Rear axle meter module	563646		-	563646		-	
Mounting bracket	128256	128256	128256	128256	128256	128256	
Control Timer		25A118		25A118			

Pneumatic Grease Jockey Pump Accessories

128256	Mounting bracket
24W482	Digital control timer for air-powered systems



128256



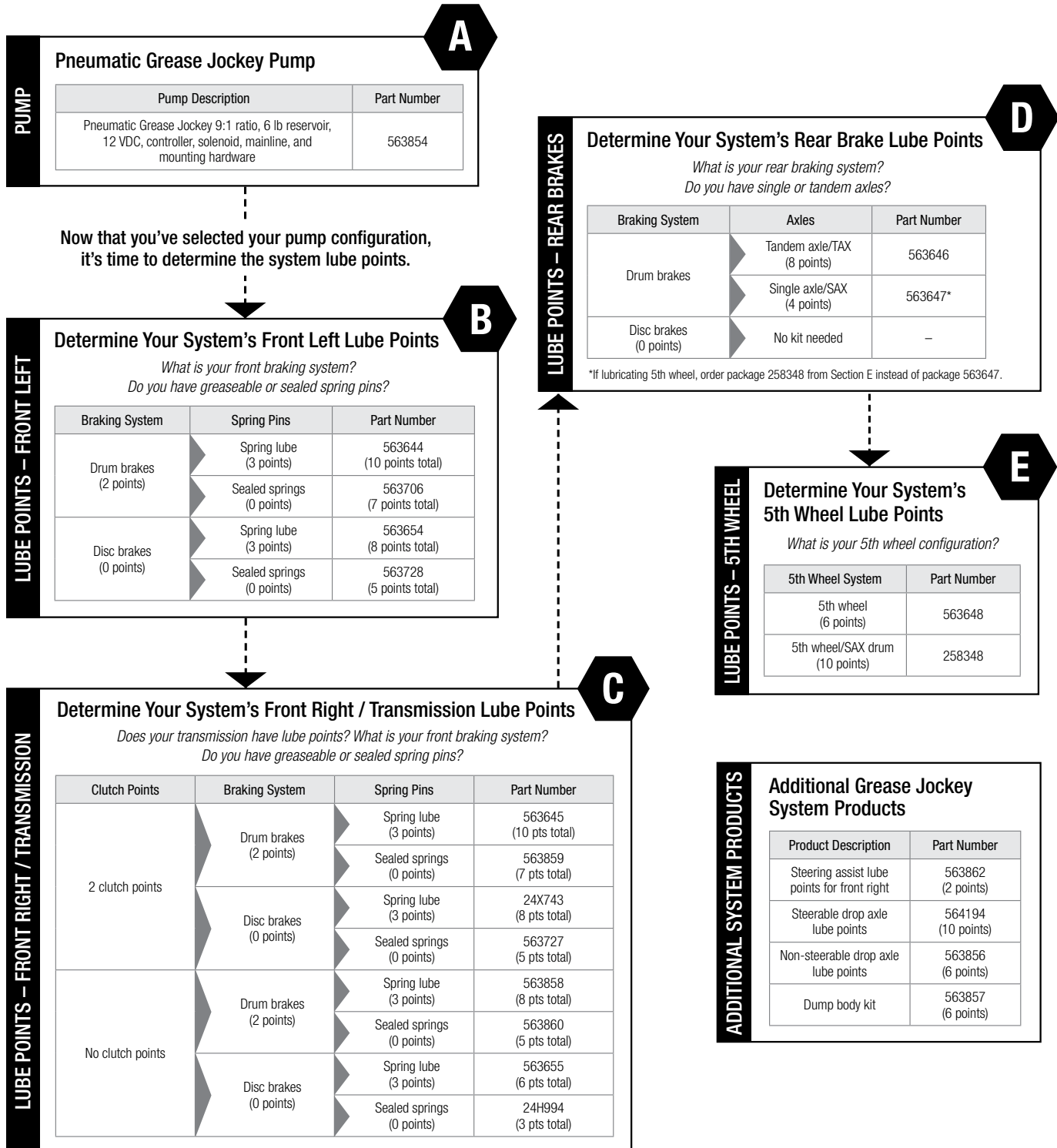
24W482

On-Road Mobile Lubrication Systems

Pneumatic Grease Jockey®

How to Select Your Graco Pneumatic Grease Jockey Automatic Lubrication System

Determining the Pneumatic Grease Jockey system best suited to your needs is accomplished by using the following steps.



On-Road Mobile Lubrication Systems

Trailer Lubrication Systems

Features and Benefits

- Smooth landing gear operation
- Innovative design works with your parking or service brakes—no electrical power needed
- Adjustable pump output volume puts you in control
- Slack adjuster and S-Cam lubrication help stop brakes from sticking—improves brake operation and extends component life

Typical Applications

- Pre-designed kits for all popular trailer types
- Tractors with 1, 2, 3, 4, 5, and 6 axles

Typical Fluids Handled

- Grease up to NLGI #2

Technical Specifications

Construction	Cast aluminum body and steel mounting bracket
Lubricant	NLGI #2 or lower
Output per Cycle	0.010-0.030 cu. in (0.16-.49 cm ³)
Reservoir Capacity (rigid clear plastic).....	4 lb (1.8 kg)
Inlet supply (dry) (air pump)	40-150 psi (3-10 bar)
Air-to-lube Ratio (max.)	20:1
Main Supply to Modules	1/4 in I.D. hose
Module to Point.....	3/16 in O.D. heavywall nylon
Operating Pressure (nylon lines).....	1,350 psi (9,310 kPa)



Universal Trailer Kits Ordering Information

Pneumatic (Trailer Pump Included)

	Part #	Grease points covered in kit				Total # of Grease Points
		Slack Adjuster	S-Cam	Clevis Pin	Landing Gear	
One Axle w/ Inner and Outer S-Cams	563829	2	4	-	-	6
Two Axle w/ Enclosed S-Cams	563850	4	4	-	-	8
Two Axle w/ Inner and Outer S-Cams	563842	4	8	-	-	12
Two Axle w/ Enclosed S-Cams and Clevis Pins	563878	4	4	4	-	12
Two Axle w/ Inner and Outer S-Cams and Clevis Pins	563851	4	8	4	-	16
Two Axle w/ Inner and Outer S-Cams and Landing Gear	563840	4	8	-	5	17
Three Axle w/ Enclosed S-Cams	563880	6	6	-	-	12
Three Axle w/ Enclosed S-Cams and Clevis Pins	563884	6	6	6	-	18
Three Axle w/ Inner and Outer S-Cams and Clevis Pins	563849	6	12	6	-	24
Four Axle w/ Enclosed S-Cams and Clevis Pins	563881	8	8	8	-	24
Five Axle w/ Enclosed S-Cams	563866	10	10	-	-	20
Five Axle w/ Inner and Outer S-Cams and Clevis Pins	563848	10	20	10	-	40
Six Axle w/ Enclosed S-Cams	563865	12	12	-	-	24
Six Axle w/ Inner and Outer S-Cams and Clevis Pins	563852	12	24	12	-	48

On-Road Mobile Lubrication Systems

EZ Greaser®

Features and Benefits


- 11 different kits let you customize your EZ Greaser system
- Once installed, use your manual grease gun to lubricate multiple lube points from one fitting

Typical Applications

- Truck, tractor, and trailer chassis lubrication

Typical Fluids Handled

- Grease up to NLGI #2



563853

Technical Specifications

Recommended Fluids..... Grease up to NLGI #2
 Maximum Operating Pressure..... 3,500 psi (241 bar)

On-Road Mobile Lubrication Systems

Truck Kit Ordering Information

	Total Number of Grease Points	Part Number	Left Front														Right Front						Left and Right Rear					
			Upper King Pin	Lower King Pin	Drag Link	Slack Adjuster	S-Cam	Tie Rod	Spring Pin	Spring Hanger-Upper	Spring Hanger-Lower	Steer Assist	Steer Assist	Upper King Pin	Lower King Pin	Drag Link	Slack Adjuster	S-Cam	Tie Rod	Spring Pin	Spring Hanger-Upper	Spring Hanger-Lower	Slack Adjuster	S-Cam	Slack Adjuster	S-Cam		
			Number of Grease Points														Number of Grease Points						Number of Grease Points					
Front Brakes	4	563895				1	1																					
Front Left and Right	8	563853	1	1	1			1							1	1	1			1								
Front Left and Right	14	563855	1	1	1			1	1	1	1				1	1	1			1	1	1	1					
Front Left and Right	16	563864	1	1	1			1	1	1	1	1	1		1	1	1			1	1	1	1					
Tandem Axle w/Spring Trunnions - Dump Truck	10	563893							1											1					2	2	2	2
Tandem Axle w/Spring Pivots - Dump Truck	10	563896							1											1					2	2	2	2

Trailer Kit Ordering Information

	Total Number of Grease Points	Part Number	Slack Adjuster	S-Cam	Bearing	Gear Nut	Crank
			Number of Grease Points				
			EZ Greaser Landing Gear Kit	5	563824		
Single Axle Trailer Kit - EZ Greaser MSP Manual with Standard Fittings	6	563810	2	4			
EZ Greaser Tandem Axle with Enclosed S-Cams	8	563863	4	4			
EZ Greaser Trailer Tandem Axle Kit with Non-enclosed S-Cams	12	563877	4	8			

Off-Road Mobile Lubrication Systems

Dyna-Star® 10:1 High Ratio Hydraulically-Powered Lubrication Pump

Features and Benefits

- Achieve full pressure performance by tapping low pressure hydraulics
- Pre-packaged modules ready-to-work with both injector and divider valve systems
- Multiple pump and accessory options for use with refinery drum and custom tank installations
- Self-lubricating vertical design for long life and reliable operation in high vibration environments
- Ultra-quiet hydraulic motor—no need for add-on mufflers
- High efficiency motor design uses less hydraulic oil

Typical Applications

- Heavy-duty construction and mining equipment
- Any application requiring durable, high-performing grease delivery

Typical Fluids Handled

- NLGI #2 grade grease

Technical Specifications

Part Number	247540	247443	247450	25A189
Drum Size	60 lb (27 kg)	120 lb (55 kg)	400 lb (180 kg)	120 lb (55 kg)
Overall Pump Length	33.9 in (861 mm)	41.5 in (1054 mm)	48.5 in (1232 mm)	41.5 in (1054 mm)
Pump Lower Length	19.15 in (501 mm)	26.75 in (679 mm)	33.75 in (857 mm)	26.75 in (679 mm)
Maximum Hydraulic Input Pressure	600 psi (41 bar)	600 psi (41 bar)	600 psi (41 bar)	900 psi (62 bar)
Maximum Hydraulic Fluid Input Volume	3 gpm (11.4 lpm)	3 gpm (11.4 lpm)	3 gpm (11.4 lpm)	3 gpm (11.4 lpm)
Maximum Flow Output Rate	1.1 lb/min (0.5 kg/min)	1.1 lb/min (0.5 kg/min)	1.1 lb/min (0.5 kg/min)	1.1 lb/min (0.5 kg/min)
Maximum CPM	60	60	60	60
Maximum Fluid Output Pressure	7,500 psi (517 bar)	7,500 psi (517 bar)	7,500 psi (517 bar)	10,000 psi (689 bar)
Hydraulic Supply Inlet	3/4 in–16 JIC (37° Flare)	3/4 in–16 JIC (37° Flare)	3/4 in–16 JIC (37° Flare)	3/4 in–16 JIC (37° Flare)
Hydraulic Return Outlet	3/4 in NPT	3/4 in NPT	3/4 in NPT	3/4 in NPT
Fluid Outlet	1/2 in NPT	1/2 in NPT	1/2 in NPT	13/16 - 16 UNC
Maximum Incoming Hydraulic Fluid Temp.	200°F (93°C)	200°F (93°C)	200°F (93°C)	200°F (93°C)
Manual	312350	312350	312350	3A3005

Ordering Information

247540	Dyna-Star 10:1, 60 lb (27 kg) pump
247443	Dyna-Star 10:1, 120 lb (55 kg) pump
247450	Dyna-Star 10:1, 400 lb (180 kg) pump
25A189	Dyna-Star 10:1, 10,000 psi (689 bar), 120 lb (55 kg) pump



Off-Road Mobile Lubrication Systems

Dyna-Star® 10:1, 5:1 and Fire-Ball® 300 50:1

Ordering Information

Dyna-Star 10:1 Modules And Kits	
24Y407	Dyna-Star 10:1 90 lb pump kit – injector – mechanical AF50
24Y408	Dyna-Star 10:1 60 lb pump kit – injector – mechanical AF50
247574	Dyna-Star 10:1 60 lb (27 kg) pump module – injector – overall height 35.15 in (842 mm). Includes pump (247540), reservoir assembly (247575), hydraulic control assembly (247538) and vent valve assembly (243170). Fully assembled.
247706	Dyna-Star 10:1 60 lb (27 kg) pump kit – divider valve – overall height 35.15 in (842 mm). Includes pump (247540), reservoir assembly (247575) and hydraulic control assembly (247538). Not assembled.
247444	Dyna-Star 10:1 90 lb (41 kg) pump module – injector – overall height 42.75 in (1086 mm). Includes pump (247443), reservoir assembly (241486), hydraulic control assembly (247538) and vent valve assembly (243170). Fully assembled.
247707	Dyna-Star 10:1 90 lb (41 kg) pump kit – divider valve – overall height 42.75 in (1086 mm). Includes pump (247443), reservoir assembly (241486) and hydraulic control assembly (247538). Not assembled.
247902	Pressure relief kit for 247706 and 247707
312349	Manual for 247574, 247706, 247444, 247707

Dyna-Star 10:1 Refinery Drum And Custom Tank Applications								
Description	Refinery Drums			Custom Tank Applications				
Weight lbs (kg)	120 (55)	400 (180)	60 (27)	60 (27)	120 (55)	120 (55)	400 (180)	400 (180)
Divider Valve (DV) or Injector Based	DV	DV	Injector	DV	Injector	DV	Injector	DV
Pump	247443	247450	247540	247540	247443	247443	247450	247450
Hydraulic Control*	247705	247705	247538	247538	247538	247538	247538	247538
Vent Valve			243170		243170		243170	
Cover	247703	247704						
Pump Gasket	15M442	15M442	15M442	15M442	15M442	15M442	15M442	15M442
Custom Tank Kit**			247970		247456		247457	

*Hydraulic control assembly (247705) includes longer hoses to enable remote mounting.

**Kits include pump (24750, 247443 or 247450), hydraulic control assembly (247538), vent valve (243170), and pump gasket (15M442).

Dyna-Star 10:1 Module Accessories	
243170	Vent valve
247538	Hydraulic control module
247700	Follower plate for 60 lb (27 kg) and 90 lb (41 kg) modules
244023	Level indicator for 60 lb (27 kg) and 90 lb (41 kg) modules†
115124	Pressure switch
247575	Reservoir – 60 lb (27 kg)
241486	Reservoir – 90 lb (41 kg)

†Requires follower plate, order with part number 247700.

Fireball 300 And Dyna-Star 5:1 Modules and Accessories	
241573	Fireball 300, 50:1 90 lb (41 kg) pump module. Includes pump (239887), reservoir assembly (241486), and vent valve assembly (241572)
241485	Follower plate (fits 241573)
243159	Dyna-Star 5:1 90 lb (41 kg) pump module. Includes pump (224751), reservoir assembly (241486), hydraulic control assembly (243501), and vent valve assembly (243170)
243191	Follower plate (fits 243159)



247574



241573

Electric Pumps

G1™ Pump and USP Divider Valve Automatic Lubrication Kits

Everything You Need in One Simple Kit.

Pre-engineered lubrication kits are built from the proven, user-friendly G1 Plus pump and USP divider valve. Each kit contains the bracket and hardware you need to quickly order and install an automatic lubrication system.

Features and Benefits

- Two-liter grease reservoir
- Connect to 24 VDC and 110-240 VAC power sources with CPC or DIN-style connectors for easy, no hassle installations
- G1 Plus™ has built-in on/off timer with optional low level feature that shuts down the pump when empty. Manual run initiates lube cycles on-demand with the option for remote control.

Lubrication Used

- NLGI #000 to NLGI #2

Ordering Information

G1 Plus and USP Automatic Lubrication Kits	
24V659	G1 Plus grease pump, 24 VDC, 2 liter, low level, power cord, bracket, USP 6, pressure relief
24V660	G1 Plus grease pump, 24 VDC, 2 liter, low level, power cord, bracket, USP 8, pressure relief
24V661	G1 Plus grease pump, 24 VDC, 2 liter, low level, power cord, bracket, USP 10, pressure relief
24V662	G1 Plus grease pump, 24 VDC, 2 liter, low level, power cord, bracket, USP 12, pressure relief
24V663	G1 Plus grease pump, 24 VDC, 2 liter, low level, power cord, bracket, USP 14, pressure relief
24V664	G1 Plus grease pump, 24 VDC, 2 liter, low level, power cord, bracket, USP 16, pressure relief
24V680	G1 Plus grease pump, 110-240 VAC, 2 liter, low level, power cord, bracket, USP 6, pressure relief
24V681	G1 Plus grease pump, 110-240 VAC, 2 liter, low level, power cord, bracket, USP 8, pressure relief
24V682	G1 Plus grease pump, 110-240 VAC, 2 liter, low level, power cord, bracket, USP 10, pressure relief
24V683	G1 Plus grease pump, 110-240 VAC, 2 liter, low level, power cord, bracket, USP 12, pressure relief
24V684	G1 Plus grease pump, 110-240 VAC, 2 liter, low level, power cord, bracket, USP 14, pressure relief
24V685	G1 Plus grease pump 110-240 VAC, 2 liter, low level, power cord, bracket, USP 16, pressure relief



24V680



Off-Road Mobile Lubrication Systems

G3™ Pump Kits

Out-of-the-Box Lubrication Kits with Everything You Need for Installation

Each kit includes a 24 VDC pump, which is tested tough to withstand abuse from the elements. IP69K rated to handle the elements without an enclosure.

G3's Data Management System (DMS) makes it easy to transfer data to your PC via USB flash drive for further analysis using Excel® or Notepad®.


Each kit has the correct metering devices included. No need to figure out lubrication rates or calculate line lengths. Precision machined, honed and match-fit in our own factory for top performance.

Everything is included for faster installations with no special tools required. No more searching around for each adapter and connector—you get everything in one box ready for your installer.

- Continually monitored on-board lubrication regardless of length of operational schedules.
- Protects equipment from contamination, over- or under-lubrication, and mechanical failure caused by improper lubrication.
- Allows longer time between scheduled maintenance.
- Avoid breakdowns on the job site, schedule your equipment repairs and regular maintenance in the shop.




G3 Max Model



USP Metering Valve



Hoses



Fittings and Accessories

Ordering Information

G3 Pump Lubrication Kits		Manual
24R376	Wheel Loader, 8L G3 DMS, USP, 22 point	333502
24R377	Wheel Loader, 8L G3 DMS, USP, 31 point	333503
24R378	Telehandler/Loadall, 4L G3 DMS, USP, 21 point	333504
24R379	Backhoe, 4L G3 DMS, USP, 43 point	333505
24N815	Excavator, 8L G3 DMS, USP, 19 point	333501

What's Included:

- G3 Max Pump with Data Management System and remote manual run button
- USP Mono Block metering valves
- Hose and hose guarding
- Field-installable hose ends
- Fittings
- Accessories

Lubrication Systems

Dyna-Star® Electrically-Powered HP and HF 24 VDC

Features and Benefits

- High-quality helical hardened steel gears are lubricated for life and sealed to keep contaminants out for longer lasting performance
- Ability to adjust motor controls like power input, motor speed, current control and signal input to perfectly match the pump to your application and environmental changes
- Mechanical auto-fill shutoff and remote-mounted fill port ensures clean and efficient refills
- Vent valve mounts directly to pump with no special brackets or hoses for a compact design and less parts to break or wear out
- IP69K rated
- Built-in pressure relief for safety and compact, efficient installations
- Cavitation-free fill and vent path provides simple and direct venting and filling to the foot of the pump
- Built-in lift ring is rated to 500 lbs (226 kg)
- Strong 12 gauge steel reservoir available in 60 lb (27 kg) or 90 lb (41 kg) size
- AC to DC Converter Box for fixed and in-plant applications

Typical Applications

- Mining Operations
- Milling and Crushing
- Heavy-duty Construction
- Well Services
- Industrial (see next page for AC to DC Converter)

Technical Specifications

Maximum Lubricant Outlet Pressure	
HF models	3500 psi (24.1 MPa, 241 bar)
HP models	5000 psi (34.47 MPa, 344 bar)
Electrical Requirements	
All models	24 VDC
Input Voltage Range	
24 VDC	18 to 32 VDC
Flow Rate Range	
HF models	1.5 in ³ - 25 in ³ /min (24.6 cm ³ - 410 cm ³ /min)
HP models	1.5 in ³ - 18 in ³ /min (24.6 cm ³ - 295 cm ³ /min)
Inlet/Outlet Sizes	
Tank/reservoir fill port	1/2 in NPT
Overflow port	1/2 in NPT
Fluid outlet size	3/8 in NPT
Operating Temperature	
HF models	14° to 149° F (-10° to 65° C)
HP models	-40° to 149° F (-40° to 65° C)
Audible Sound Pressure	
71 dB(A)	

Product Manuals: Pumps 332514, Pump Systems 332540, Auto-Fill Shutoff 332518, Low Level 332515, Electric Vent Valve 332519, Drum Covers and Follower Plates 312738, Remote Fill Port 333393



77X202



77X001

Lubrication Systems

Dyna-Star® Electrically-Powered HP and HF AC to DC Converter Box

Features and Benefits

- Convenience of AC power and maintain the advantages of DC speed and amp control
- In-plant and fixed plant applications without expensive pneumatic and hydraulic power requirements
- Convenient hardware kit to make installation easy
- Two DC 20 amp outputs to power both pump and control
- On/off switch and detachable power cord to meet health and safety requirements

Typical Applications

- Rock crushers
- Food processing
- Steel milling
- Fixed and in-plant applications

Technical Specifications

Input Voltage.....	110-240 VAC
Input Frequency.....	50/60 Hz
Output Voltage.....	24 VDC
Output Current.....	20 amps
IP Rating.....	IP24
Environmental Temperature Range.....	14° to 122° F (-10° to 50° C)
Power Cord Length.....	9 ft (2.7 m)
Manual.....	333391



Installation Hardware Included

Dyna-Star® Electrically-Powered HP and HF 24 VDC

Ordering Information

Stand Alone Pumps	
77X000	24 VDC HP stand-alone pump for 35 or 60 pound reservoir
77X001	24 VDC HP stand-alone pump with tube-in-tube for 35 or 60 pound reservoir
77X002	24 VDC HP stand-alone pump with tube-in-tube for 90 or 120 pound reservoir
77X003	24 VDC HP stand-alone pump with tube-in-tube for 400 pound reservoir
77X014	24 VDC HF stand-alone pump for 35 or 60 pound reservoir
77X015	24 VDC HF stand-alone pump for 120 pound reservoir
77X016	24 VDC HF stand-alone pump for 400 pound reservoir
Custom Tank Injector Kits	
77X011	24 VDC HP pump and vent valve with tube-in-tube for 35 or 60 pound reservoir
77X012	24 VDC HP pump and vent valve with tube-in-tube for 90 or 120 pound reservoir
77X013	24 VDC HP pump and vent valve with tube-in-tube for 400 pound reservoir
System Installation Kits	
77X960	24 VDC HP pump with auto-fill shutoff and low-level monitor, GLC2200 controller, wiring harness, low-level sensor cable, power cable, pressure switch, and remote fill manifold for 60 pound reservoir
77X990	24 VDC HP pump with auto-fill shutoff and low-level monitor, GLC2200 controller, wiring harness, low-level sensor cable, power cable, pressure switch, and remote fill manifold for 90 pound reservoir



Lubrication Systems

Dyna-Star® Electrically-Powered HP and HF 24 VDC

Ordering Information

Injector Pump Modules	
77X100	24 VDC HP injector module with pump, tube-in-tube, vent valve, cover, tank, and dip stick for 60 pound reservoir
77X101	24 VDC HP injector module with pump, tube-in-tube, vent valve, cover, tank and dip stick for 90 pound reservoir
77X102	24 VDC HP injector module with pump, tube-in-tube, vent valve, cover, tank and auto-fill shutoff for 60 pound reservoir
77X103	24 VDC HP injector module with pump, tube-in-tube, vent valve, cover, tank and auto-fill shutoff for 90 pound reservoir
77X104	24 VDC HP injector module with pump, tube-in-tube, vent valve, follower plate, low level kit, cover, and tank for 60 pound reservoir
77X105	24 VDC HP injector module with pump, tube-in-tube, vent valve, follower plate, low level kit, cover, and tank for 90 pound reservoir
77X202	24 VDC HP injector module with pump, tube-in-tube, vent valve, low-level monitor, cover, tank and auto-fill shutoff for 60 pound reservoir
77X203	24 VDC HP injector module with pump, tube-in-tube, vent valve, low-level monitor, cover, tank and auto-fill shutoff for 90 pound reservoir
Standard Drum Injector Kits	
77X111	24 VDC HP pump, vent valve, and cover with tube-in-tube for 120 pound reservoir
77X112	24 VDC HP pump, vent valve, and cover with tube-in-tube for 400 pound reservoir
Standard Drum Kits	
77X121	24 VDC HF pump and cover for 120 pound reservoir
77X122	24 VDC HF pump and cover for 400 pound reservoir
Accessories	
77X500	Follower plate for Graco 60 pound and 90 pound Graco tank for tube-in-tube
77X510	Follower plate for 35 pound bucket with and without tube-in-tube
247701	Follower plate for 120 pound drum without tube-in-tube
77X511	Follower plate for 120 pound drum with tube-in-tube
247702	Follower plate for 400 pound drum without tube-in-tube
77X512	Follower plate for 400 pound drum with for tube-in-tube
77X513	Cover, cylinder, tie-rods and base to convert 60 pound length to 35 pound bucket
77X514	Cover for 120 pound drum
77X515	Cover for 400 pound drum
77X521	Auto-fill shutoff (AFSO) – diaphragm, plate, valve, coupler, and pipes
77X522	Low level kit sight glass, electric low level switch, and cable (requires follower plate 77X500)
77X523	400 micron inline filter, maximum 5,000 psi (344 bar) inlet pressure
17L366	Red alert filter – 380µm, 36 in² steel mesh
77X524	110-230 VAC to 24 VDC converter box
77X540	24 VDC electric vent valve with pressure relief
77X541	Filter replacement kit – use with 77X523
77X542	Remote-fill port manifold with vent
77X543	HF manifold with 4,000 psi pressure relief
77X544	HP manifold with 5,000 psi pressure relief
77X545	Power cable for series progressive systems, M23 connector, 15 ft (4.6 m)
77X546	Power cable for injector systems, M23 connector, 15 ft (4.6 m)
115124	Pressure switch – pressure adjustment visible in window
24N180	Pressure switch, 1/4 in BSPP inlet, DIN 43650 connector (1 NO/1 NC), 7,250 psi (500 bar)
24N181	Pressure switch, 1/4 in NPT(F) inlet, DIN 43650 connector (1 NO/1 NC), 7,250 psi (500 bar)



Lubrication Systems

Compressor Lubrication

Manzel® Model 25 Lubricator

Features and Benefits

- General-Purpose Lubrication: automatic, precision metering for all types of machinery
- Type Pumping Unit: Clear-Vue. sight feed chamber functions at atmospheric pressure. Shows amount of lubricant being pumped
- Unitized Construction: Contains complete feed regulating mechanism with inlet strainer
- Number of Feeds: 1 to 20 per lubricator, standard
- Available drives: Direct rotary (1:1), ratchet, 37.5:1 and 75:1 internal gear reductions
- Reservoirs: Single compartment, sheet metal construction
- Feed regulator: External screw-type precisely adjustable while idle or in operation
- Removable Pumping Unit: Self contained. All units interchangeable—remove two pump screws and lift out
- Hand Crank: Standard. Convenient for rapid priming of lines before start-up or for momentarily increasing supply of lubricant. Does not affect adjustment or individual pumping units. Direct replacement for Kipp Model 50 Box Lubricators



562949

Typical Applications

- Provide lubrication to cylinder walls, bearings and other moving parts of equipment such as sugar mills, steam engines, presses and general machinery

Typical Fluids Handled

- Mineral oil base or synthetics

Technical Specifications

Piston Size Inches (mm)	Max Pressure psi (bar)	Drops Per Stroke		Cubic Inches Per Stroke		Cubic cm Per Stroke		Strokes Per Minute	
		Min.	Max	Min.	Max	Min.	Max	Min.	Max
3/16 (4.8)	1,000 (69)	1/6	6	.0003	.0122	.008	.399	3	490
5/16 (7.9)	1,000 (69)	1/4	12	.0005	.0245	.005	.199	3	490

Ordering Information

Model 25 Pumps	
562949	3/16 in (4.8 mm) diameter pump
562950	5/16 in (7.9 mm) diameter pump
564317	Ratchet arm assembly
562988	Replacement handle
563939	Low level, fits into a pump slot

Feeds	Sight Glass	Gasket
1	556687	556721
2	556688	556722
3	556689	555741
4	556690	556723
5	556691	555742
6	556692	556724
7	556693	555743
8	556694	556725

Compressor Lubrication

Manzel® Model 25 Box Lubricator Configurator

Ordering Information

MA - X - X - X - X

Reservoir

Code Former Codes and Descriptions

- A R1 - 6.25 pt, 4 pump stations max
- B R2 - 9.25 pt, 8 pump stations max
- C R3 - 13 pt, 12 pump stations max
- D R4 - 16 pt, 16 pump stations max
- E R5 - 19.75 pt, 20 pump stations max

NOTE : Unused pump stations covered with blanking plate(s)

Pump Size

Code Former Codes and Descriptions

- A P-1 - 3/16 in (4.8 mm) Diameter Plunger, 1,000 psi (68.9 bar) max Operating Pressure
- B P-2 - 5/16 in (7.9 mm) Diameter Plunger, 1,000 psi (68.9 bar) max Operating Pressure

Pump Quantity

Code	Qty	Code	Qty	Code	Qty	Code	Qty
A	0	G	6	N	12	V	18
B	1	H	7	P	13	W	19
C	2	J	8	R	14	X	20
D	3	K	9	S	15		
E	4	L	10	T	16		
F	5	M	11	U	17		

Drive Options

Code Former Codes and Descriptions

- A D1R - Direct Rotary Right Hand Mount
- B D2R - Standard Ratchet (w/out drive arm) - Right Hand Mount
- C D3R - 37.5:1 Ratio - Right Hand Mount
- D D4R - 75:1 Ratio - Right Hand Mount
- E D1L - Direct Rotary Left Hand Mount
- F D2L - Standard Ratchet (w/out drive arm) - Left Hand Mount
- G D3L - 37.5:1 Ratio - Left Hand Mount
- H D4L - 75:1 Ratio - Left Hand Mount

Compressor Lubrication

Manzel® Model 25 Box Lubricators

Ordering Information

MAA - Up to 4 pumps	
MAAACB	R1-P1-2-D2R-LO
MAAADB	R1-P1-3-D2R-LO
MAAAEB	R1-P1-4-D2R-LO
MAAAEC	R1-P1-4-D3R-LO
MAABBB	R1-P2-1-D2R-LO
MAABBC	R1-P2-1-D3R-LO
MAABBF	R1-P2-1-D2L-LO
MAABBG	R1-P2-1-D3L-LO
MAABDB	R1-P2-3-D2R-LO
MAABDC	R1-P2-3-D3R-LO
MAABEB	R1-P2-4-D2R-LO
MAABEF	R1-P2-4-D2L-LO
MAB - Up to 8 pumps	
MABAAB	R2-P1-0-D2R-LO
MABACH	R2-P1-2-D4L-LO
MABAFC	R2-P1-5-D3R-LO
MABAFG	R2-P1-5-D3L-LO
MABAHC	R2-P1-7-D3R-LO
MABAHG	R2-P1-7-D3L-LO
MABAJA	R2-P1-8-D1R-LO
MABBAC	R2-P2-0-D3R-LO
MABBCG	R2-P2-2-D3L-LO
MABBEC	R2-P2-4-D3R-LO
MABBEE	R2-P2-4-D1L-LO
MABBFF	R2-P2-5-D2L-LO
MABBFG	R2-P2-5-D3L-LO
MABBGA	R2-P2-6-D1R-LO
MABBGB	R2-P2-6-D2R-LO
MABBGC	R2-P2-6-D3R-LO
MABBGF	R2-P2-6-D2L-LO
MABBHC	R2-P2-7-D3R-LO
MABBHG	R2-P2-7-D3L-LO

MAC - Up to 12 pumps	
MACAAA	R3-P1-0-D1R-LO
MACAEH	R3-P1-4-D4L-LO
MACAGH	R3-P1-6-D4L-LO
MACAHF	R3-P1-7-D2L-LO
MACAKE	R3-P1-9-D1L-LO
MACALC	R3-P1-10-D3R-LO
MACANB	R3-P1-12-D2R-LO
MACBJB	R3-P2-8-D2R-LO
MACBKA	R3-P2-9-D1R-LO
MACBLC	R3-P2-10-D3R-LO
MACBLG	R3-P2-10-D3L-LO
MAD - Up to 16 pumps	
MADBCC	R4-P2-2-D3R-LO
MADBLH	R4-P2-10-D4L-LO
MADBSG	R4-P2-15-D3L-LO
MAE - Up to 20 pumps	
MAEAAB	R5-P1-0-D2R-LO
MAEBGE	R5-P2-6-D1L-LO

Compressor Lubrication

Manzel® MBL Box Lubricators

Features and Benefits

- Provide a proven, cost-effective way to assemble customized oil systems that meet specific requirements by using standard modular components
- Increase opportunities to standardize lube system components and reduce lube maintenance and service costs
- Dependable and backed by the industry's most comprehensive international distributor network—with application expertise, parts stocks, and factory-trained service nearby, wherever you are located



Typical Applications

- Provide lubrication to cylinder walls, bearings and other moving parts of equipment such as refineries, injection and storage, general manufacturing, air systems, and food processing equipment

Typical Fluids Handled

- Mineral oil base or synthetics

Ordering Information

Manzel® MBL Box Lubricators	
MBA0AA	4 pint reservoir (2 pump stations max), no pumps installed, 1:1 direct drive, RH
MBA0AM	4 pint reservoir (2 pump stations max), no pumps installed, 200:1 end rotary, RH
MBA0AN	4 pint reservoir (2 pump stations max), no pumps installed, 400:1 end rotary, RH
MBA1BA	4 pint reservoir (2 pump stations max), 3/16 in GBL 7500 pump (qty 1), 1:1 direct drive, RH
MBA1CB	4 pint reservoir (2 pump stations max), 3/16 in GBL 7500 pump (qty 2), end ratchet, RH
MBA1CF	4 pint reservoir (2 pump stations max), 3/16 in GBL 7500 pump (qty 2), end ratchet, LH
MBA1CM	4 pint reservoir (2 pump stations max), 3/16 in GBL 7500 pump (qty 2), 200:1 end rotary, RH
MBA2BF	4 pint reservoir (2 pump stations max), 1/4 in GBL 7500 pump (qty 1), end ratchet, LH
MBA2BR	4 pint reservoir (2 pump stations max), 1/4 in GBL 7500 pump (qty 1), 50:1 right angle, RH
MBA2CE	4 pint reservoir (2 pump stations max), 1/4 in GBL 7500 pump (qty 2), 1:1 direct drive, LH
MBA2CR	4 pint reservoir (2 pump stations max), 1/4 in GBL 7500 pump (qty 2), 50:1 right angle, RH
MBA3CD	4 pint reservoir (2 pump stations max), 3/8 in GBL 7500 pump (qty 2), 75:1 ratchet, RH
MBB0AA	6 pint reservoir (3 pump stations max), no pumps installed, 1:1 direct drive, RH
MBB0AB	6 pint reservoir (3 pump stations max), no pumps installed, end ratchet, RH
MBB0AC	6 pint reservoir (3 pump stations max), no pumps installed, 37.5:1 ratchet, RH
MBB0AG	6 pint reservoir (3 pump stations max), no pumps installed, 37.5:1 ratchet, LH
MBB0AH	6 pint reservoir (3 pump stations max), no pumps installed, 75:1 ratchet, LH
MBB0AM	6 pint reservoir (3 pump stations max), no pumps installed, 200:1 end rotary, RH
MBB0AN	6 pint reservoir (3 pump stations max), no pumps installed, 400:1 end rotary, RH
MBB1CM	6 pint reservoir (3 pump stations max), 3/16 in GBL 7500 pump (qty 2), 200:1 end rotary, RH
MBB1CZ	6 pint reservoir (3 pump stations max), 3/16 in GBL 7500 pump (qty 2), 188:1 right angle, LH
MBB1DA	6 pint reservoir (3 pump stations max), 3/16 in GBL 7500 pump (qty 3), 1:1 direct drive, RH
MBB1DM	6 pint reservoir (3 pump stations max), 3/16 in GBL 7500 pump (qty 3), 200:1 end rotary, RH
MBB2BB	6 pint reservoir (3 pump stations max), 1/4 in GBL 7500 pump (qty 1), end ratchet, RH
MBB2CA	6 pint reservoir (3 pump stations max), 1/4 in GBL 7500 pump (qty 2), 1:1 direct drive, RH
MBB2CB	6 pint reservoir (3 pump stations max), 1/4 in GBL 7500 pump (qty 2), end ratchet, RH
MBB2CD	6 pint reservoir (3 pump stations max), 1/4 in GBL 7500 pump (qty 2), 75:1 ratchet, RH

Compressor Lubrication

Manzel® MBL Box Lubricators

Ordering Information

Manzel® MBL Box Lubricators	
MBB2CE	6 pint reservoir (3 pump stations max), 1/4 in (6.4 mm) GBL 7500 pump (qty 2), 1:1 direct drive, LH
MBB2CM	6 pint reservoir (3 pump stations max), 1/4 in (6.4 mm) GBL 7500 pump (qty 2), 200:1 end rotary, RH
MBB2CN	6 pint reservoir (3 pump stations max), 1/4 in (6.4 mm) GBL 7500 pump (qty 2), 400:1 end rotary, RH
MBB2DC	6 pint reservoir (3 pump stations max), 1/4 in (6.4 mm) GBL 7500 pump (qty 3), 37.5:1 ratchet, RH
MBB2DG	6 pint reservoir (3 pump stations max), 1/4 in (6.4 mm) GBL 7500 pump (qty 3), 37.5:1 ratchet, LH
MBB2DM	6 pint reservoir (3 pump stations max), 1/4 in (6.4 mm) GBL 7500 pump (qty 3), 200:1 end rotary, RH
MBB3CA	6 pint reservoir (3 pump stations max), 3/8 in (9.5 mm) GBL 7500 pump (qty 2), 1:1 direct drive, RH
MBC0AA	8 pint reservoir (5 pump stations max), no pumps installed, 1:1 direct drive, RH
MBC0AC	8 pint reservoir (5 pump stations max), no pumps installed, 37.5:1 ratchet, RH
MBC0AE	8 pint reservoir (5 pump stations max), no pumps installed, 1:1 direct drive, LH
MBC0AG	8 pint reservoir (5 pump stations max), no pumps installed, 37.5:1 ratchet, LH
MBC0AL	8 pint reservoir (5 pump stations max), no pumps installed, 100:1 end rotary, RH
MBC0AS	8 pint reservoir (5 pump stations max), no pumps installed, 188:1 right angle, RH
MBC1EB	8 pint reservoir (5 pump stations max), 3/16 in (4.8 mm) GBL 7500 pump (qty 4), end ratchet, RH
MBC1EE	8 pint reservoir (5 pump stations max), 3/16 in (4.8 mm) GBL 7500 pump (qty 4), 1:1 direct drive, LH
MBC1EJ	8 pint reservoir (5 pump stations max), 3/16 in (4.8 mm) GBL 7500 pump (qty 4), 25:1 end rotary, RH
MBC1FE	8 pint reservoir (5 pump stations max), 3/16 in (4.8 mm) GBL 7500 pump (qty 5), 1:1 direct drive, LH
MBC2BL	8 pint reservoir (5 pump stations max), 1/4 in (6.4 mm) GBL 7500 pump (qty 1), 100:1 end rotary, RH
MBC2CM	8 pint reservoir (5 pump stations max), 1/4 in (6.4 mm) GBL 7500 pump (qty 2), 200:1 end rotary, RH
MBC2CN	8 pint reservoir (5 pump stations max), 1/4 in (6.4 mm) GBL 7500 pump (qty 2), 400:1 end rotary, RH
MBC2DB	8 pint reservoir (5 pump stations max), 1/4 in (6.4 mm) GBL 7500 pump (qty 3), end ratchet, RH
MBC2EA	8 pint reservoir (5 pump stations max), 1/4 in (6.4 mm) GBL 7500 pump (qty 4), 1:1 direct drive, RH
MBC2EB	8 pint reservoir (5 pump stations max), 1/4 in (6.4 mm) GBL 7500 pump (qty 4), end ratchet, RH
MBC2ED	8 pint reservoir (5 pump stations max), 1/4 in (6.4 mm) GBL 7500 pump (qty 4), 75:1 ratchet, RH
MBC2EF	8 pint reservoir (5 pump stations max), 1/4 in (6.4 mm) GBL 7500 pump (qty 4), end ratchet, LH
MBC2FB	8 pint reservoir (5 pump stations max), 1/4 in (6.4 mm) GBL 7500 pump (qty 5), end ratchet, RH
MBC2FE	8 pint reservoir (5 pump stations max), 1/4 in (6.4 mm) GBL 7500 pump (qty 5), 1:1 direct drive, LH
MBC2FG	8 pint reservoir (5 pump stations max), 1/4 in (6.4 mm) GBL 7500 pump (qty 5), 37.5:1 ratchet, LH
MBC2FL	8 pint reservoir (5 pump stations max), 1/4 in (6.4 mm) GBL 7500 pump (qty 5), 100:1 end rotary, RH
MBC3EB	8 pint reservoir (5 pump stations max), 3/8 in (6.4 mm) GBL 7500 pump (qty 4), end ratchet, RH
MBC5DE	8 pint reservoir (5 pump stations max), 1/4 in (6.4 mm) GBL 7500 pump (qty 3), Rens Level Controller "F3", 1:1 direct drive, LH
MBC7CM	8 pint reservoir (5 pump stations max), 3/16 in (4.8 mm) GBL 7500 pump (qty 2), Garza Level Controller "F4" (Class 1 Group D), 200:1 end rotary, RH
MBD0AA	12 pint reservoir (8 pump stations max), no pumps installed, 1:1 direct drive, RH
MBD0AE	12 pint reservoir (8 pump stations max), no pumps installed, 1:1 direct drive, LH
MBD0AH	12 pint reservoir (8 pump stations max), no pumps installed, 75:1 ratchet, LH
MBD0AL	12 pint reservoir (8 pump stations max), no pumps installed, 100:1 end rotary, RH
MBD0AM	12 pint reservoir (8 pump stations max), no pumps installed, 200:1 end rotary, RH
MBD0AN	12 pint reservoir (8 pump stations max), no pumps installed, 400:1 end rotary, RH
MBD1DN	12 pint reservoir (8 pump stations max), 3/16 in (4.8 mm) GBL 7500 pump (qty 3), 400:1 end rotary, RH
MBD1EE	12 pint reservoir (8 pump stations max), 3/16 in (4.8 mm) GBL 7500 pump (qty 4), 1:1 direct drive, LH
MBD1EM	12 pint reservoir (8 pump stations max), 3/16 in (4.8 mm) GBL 7500 pump (qty 4), 200:1 end rotary, RH
MBD1EN	12 pint reservoir (8 pump stations max), 3/16 in (4.8 mm) GBL 7500 pump (qty 4), 400:1 end rotary, RH

Compressor Lubrication

Manzel® MBL Box Lubricators

Ordering Information

Manzel® MBL Box Lubricators	
MBD1FA	12 pint reservoir (8 pump stations max), 3/16 in (4.8 mm) GBL 7500 pump (qty 5), 1:1 direct drive, RH
MBD1FN	12 pint reservoir (8 pump stations max), 3/16 in (4.8 mm) GBL 7500 pump (qty 5), 400:1 end rotary, RH
MBD1GL	12 pint reservoir (8 pump stations max), 3/16 in (4.8 mm) GBL 7500 pump (qty 6), 100:1 end rotary, RH
MBD1GN	12 pint reservoir (8 pump stations max), 3/16 in (4.8 mm) GBL 7500 pump (qty 6), 400:1 end rotary, RH
MBD1GT	12 pint reservoir (8 pump stations max), 3/16 in (4.8 mm) GBL 7500 pump (qty 6), 375:1 right angle, RH
MBD1JA	12 pint reservoir (8 pump stations max), 3/16 in (4.8 mm) GBL 7500 pump (qty 8), 1:1 direct drive, RH
MBD2BR	12 pint reservoir (8 pump stations max), 1/4 in (6.4 mm) GBL 7500 pump (qty 1), 50:1 right angle, RH
MBD2DA	12 pint reservoir (8 pump stations max), 1/4 in (6.4 mm) GBL 7500 pump (qty 3), 1:1 direct drive, RH
MBD2DD	12 pint reservoir (8 pump stations max), 1/4 in (6.4 mm) GBL 7500 pump (qty 3), 75:1 ratchet, RH
MBD2DF	12 pint reservoir (8 pump stations max), 1/4 in (6.4 mm) GBL 7500 pump (qty 3), end ratchet, LH
MBD2DM	12 pint reservoir (8 pump stations max), 1/4 in (6.4 mm) GBL 7500 pump (qty 3), 200:1 end rotary, RH
MBD2FF	12 pint reservoir (8 pump stations max), 1/4 in (6.4 mm) GBL 7500 pump (qty 5), end ratchet, LH
MBD2FR	12 pint reservoir (8 pump stations max), 1/4 in (6.4 mm) GBL 7500 pump (qty 5), 50:1 right angle, RH
MBD2GA	12 pint reservoir (8 pump stations max), 1/4 in (6.4 mm) GBL 7500 pump (qty 6), 1:1 direct drive, RH
MBD2GK	12 pint reservoir (8 pump stations max), 1/4 in (6.4 mm) GBL 7500 pump (qty 6), 50:1 end rotary, RH
MBD2GL	12 pint reservoir (8 pump stations max), 1/4 in (6.4 mm) GBL 7500 pump (qty 6), 100:1 end rotary, RH
MBD2GR	12 pint reservoir (8 pump stations max), 1/4 in (6.4 mm) GBL 7500 pump (qty 6), 50:1 right angle, RH
MBD2GZ	12 pint reservoir (8 pump stations max), 1/4 in (6.4 mm) GBL 7500 pump (qty 6), 188:1 right angle, LH
MBD2JA	12 pint reservoir (8 pump stations max), 1/4 in (6.4 mm) GBL 7500 pump (qty 8), 1:1 direct drive, RH
MBD2JB	12 pint reservoir (8 pump stations max), 1/4 in (6.4 mm) GBL 7500 pump (qty 8), end ratchet, RH
MBD2JE	12 pint reservoir (8 pump stations max), 1/4 in (6.4 mm) GBL 7500 pump (qty 8), 1:1 direct drive, LH
MBD3FC	12 pint reservoir (8 pump stations max), 3/8 in (9.5 mm) GBL 7500 pump (qty 5), 37.5:1 ratchet, RH
MBD3GA	12 pint reservoir (8 pump stations max), 3/8 in (9.5 mm) GBL 7500 pump (qty 6), 1:1 direct drive, RH
MBD5GE	12 pint reservoir (8 pump stations max), 1/4 in (6.4 mm) GBL 7500 pump (qty 6), Rens Level Controller "F3", 1:1 direct drive, LH
MBD7HN	12 pint reservoir (8 pump stations max), 3/16 in (4.8 mm) GBL 7500 pump (qty 7), Garza Level Controller "F4" (Class 1 Group D), 400:1 end rotary, RH
MBE0AA	16 pint reservoir (12 pump stations max), no pumps installed, 1:1 direct drive, RH
MBE0AC	16 pint reservoir (12 pump stations max), no pumps installed, 37.5:1 ratchet, RH
MBE0AE	16 pint reservoir (12 pump stations max), no pumps installed, 1:1 direct drive, LH
MBE0AG	16 pint reservoir (12 pump stations max), no pumps installed, 37.5:1 ratchet, LH
MBE0AH	16 pint reservoir (12 pump stations max), no pumps installed, 75:1 ratchet, LH
MBE1FJ	16 pint reservoir (12 pump stations max), 3/16 in (4.8 mm) GBL 7500 pump (qty 5), 25:1 end rotary, RH
MBE1HN	16 pint reservoir (12 pump stations max), 3/16 in (4.8 mm) GBL 7500 pump (qty 7), 400:1 end rotary, RH
MBE1JA	16 pint reservoir (12 pump stations max), 3/16 in (4.8 mm) GBL 7500 pump (qty 8), 1:1 direct drive, RH
MBE1JE	16 pint reservoir (12 pump stations max), 3/16 in (4.8 mm) GBL 7500 pump (qty 8), 1:1 direct drive, LH
MBE1JM	16 pint reservoir (12 pump stations max), 3/16 in (4.8 mm) GBL 7500 pump (qty 8), 200:1 end rotary, RH
MBE1KM	16 pint reservoir (12 pump stations max), 3/16 in (4.8 mm) GBL 7500 pump (qty 9), 200:1 end rotary, RH
MBE1MC	16 pint reservoir (12 pump stations max), 3/16 in (4.8 mm) GBL 7500 pump (qty 11), 37.5:1 ratchet, RH
MBE1ME	16 pint reservoir (12 pump stations max), 3/16 in (4.8 mm) GBL 7500 pump (qty 11), 1:1 direct drive, LH
MBE1NG	16 pint reservoir (12 pump stations max), 3/16 in (4.8 mm) GBL 7500 pump (qty 12), 37.5:1 ratchet, LH
MBE1NR	16 pint reservoir (12 pump stations max), 3/16 in (4.8 mm) GBL 7500 pump (qty 12), 50:1 right angle, RH
MBE2ER	16 pint reservoir (12 pump stations max), 1/4 in (6.4 mm) GBL 7500 pump (qty 4), 50:1 right angle, RH
MBE2JM	16 pint reservoir (12 pump stations max), 1/4 in (6.4 mm) GBL 7500 pump (qty 8), 200:1 end rotary, RH

Compressor Lubrication

Manzel® MBL Box Lubricators

Ordering Information

Manzel® MBL Box Lubricators	
MBE2KA	16 pint reservoir (12 pump stations max), 1/4 in (6.4 mm) GBL 7500 pump (qty 9), 1:1 direct drive, RH
MBE2KG	16 pint reservoir (12 pump stations max), 1/4 in (6.4 mm) GBL 7500 pump (qty 9), 37.5:1 ratchet, LH
MBE2KL	16 pint reservoir (12 pump stations max), 1/4 in (6.4 mm) GBL 7500 pump (qty 9), 100:1 end rotary, RH
MBE2KN	16 pint reservoir (12 pump stations max), 1/4 in (6.4 mm) GBL 7500 pump (qty 9), 400:1 end rotary, RH
MBE2KZ	16 pint reservoir (12 pump stations max), 1/4 in (6.4 mm) GBL 7500 pump (qty 9), 188:1 right angle, LH
MBE2LA	16 pint reservoir (12 pump stations max), 1/4 in (6.4 mm) GBL 7500 pump (qty 10), 1:1 direct drive, RH
MBE2LL	16 pint reservoir (12 pump stations max), 1/4 in (6.4 mm) GBL 7500 pump (qty 10), 100:1 end rotary, RH
MBE2NA	16 pint reservoir (12 pump stations max), 1/4 in (6.4 mm) GBL 7500 pump (qty 12), 1:1 direct drive, RH
MBE2NE	16 pint reservoir (12 pump stations max), 1/4 in (6.4 mm) GBL 7500 pump (qty 12), 1:1 direct drive, LH
MBE2NM	16 pint reservoir (12 pump stations max), 1/4 in (6.4 mm) GBL 7500 pump (qty 12), 200:1 end rotary, RH
MBE2NT	16 pint reservoir (12 pump stations max), 1/4 in (6.4 mm) GBL 7500 pump (qty 12), 375:1 right angle, RH
MBE4EN	16 pint reservoir (12 pump stations max), 3/16 in (4.8 mm) GBL 7500 pump (qty 4), Rens Level Controller "F3",
MBE5CA	16 pint reservoir (12 pump stations max), 1/4 in (6.4 mm) GBL 7500 pump (qty 2), Rens Level Controller "F3", 1:1 direct drive, RH
MBF0AA	24 pint reservoir (16 pump stations max), no pumps installed, 1:1 direct drive, RH
MBF0AE	24 pint reservoir (16 pump stations max), no pumps installed, 1:1 direct drive, LH
MBF0AG	24 pint reservoir (16 pump stations max), no pumps installed, 37.5:1 ratchet, RH
MBF0AH	24 pint reservoir (16 pump stations max), no pumps installed, 75:1 ratchet, LH
MBF1RA	24 pint reservoir (16 pump stations max), 3/16 in (4.8 mm) GBL 7500 pump (qty 14), 1:1 direct drive, RH
MBF1SA	24 pint reservoir (16 pump stations max), 3/16 in (4.8 mm) GBL 7500 pump (qty 15), 1:1 direct drive, RH
MBF2JA	24 pint reservoir (16 pump stations max), 1/4 in (6.4 mm) GBL 7500 pump (qty 8), 1:1 direct drive, RH
MBF2MD	24 pint reservoir (16 pump stations max), 1/4 in (6.4 mm) GBL 7500 pump (qty 11), 75:1 ratchet, RH
MBF2NB	24 pint reservoir (16 pump stations max), 1/4 in (6.4 mm) GBL 7500 pump (qty 12), end ratchet, RH
MBF2NE	24 pint reservoir (16 pump stations max), 1/4 in (6.4 mm) GBL 7500 pump (qty 12), 1:1 direct drive, LH
MBF2PA	24 pint reservoir (16 pump stations max), 1/4 in (6.4 mm) GBL 7500 pump (qty 13), 1:1 direct drive, RH
MBF2PE	24 pint reservoir (16 pump stations max), 1/4 in (6.4 mm) GBL 7500 pump (qty 13), 1:1 direct drive, LH
MBF2RC	24 pint reservoir (16 pump stations max), 1/4 in (6.4 mm) GBL 7500 pump (qty 14), 37.5:1 ratchet, LH
MBF2TE	24 pint reservoir (16 pump stations max), 1/4 in (6.4 mm) GBL 7500 pump (qty 16), 1:1 direct drive, LH
MBF3CA	24 pint reservoir (16 pump stations max), 3/8 in (9.5 mm) in GBL 7500 pump (qty 2), 1:1 direct drive, RH
MBF3NA	24 pint reservoir (16 pump stations max), 3/8 in (9.5 mm) GBL 7500 pump (qty 12), 1:1 direct drive, RH
MBF3PA	24 pint reservoir (16 pump stations max), 3/8 in (9.5 mm) GBL 7500 pump (qty 13), 1:1 direct drive, RH
MBG0AA	32 pint reservoir (20 pump stations max), with motor mount base, no pumps installed, 1:1 direct drive, RH
MBG0AC	32 pint reservoir (20 pump stations max), with motor mount base, no pumps installed, 37.5:1 ratchet, LH
MBG0AE	32 pint reservoir (20 pump stations max), with motor mount base, no pumps installed, 1:1 direct drive, LH
MBG0AG	32 pint reservoir (20 pump stations max), with motor mount base, no pumps installed, 37.5:1 ratchet, RH
MBG0AH	32 pint reservoir (20 pump stations max), with motor mount base, no pumps installed, 75:1 ratchet, LH
MBG1VA	32 pint reservoir (20 pump stations max), 3/16 in (4.8 mm) GBL 7500 pump (qty 18), 1:1 direct drive, RH
MBG1WA	32 pint reservoir (20 pump stations max), 3/16 in (4.8 mm) GBL 7500 pump (qty 19), 1:1 direct drive, RH
MBG2TE	32 pint reservoir (20 pump stations max), 1/4 (6.4 mm) in GBL 7500 pump (qty 16), 1:1 direct drive, LH
MBH0AA	40 pint reservoir (24 pump stations max), with motor mount base, no pumps installed, 1:1 direct drive, RH
MBH0AE	40 pint reservoir (24 pump stations max), with motor mount base, no pumps installed, 1:1 direct drive, LH
MBH2UA	40 pint reservoir (24 pump stations max), 1/4 (6.4 mm) GBL 7500 pump (qty 17), 1:1 direct drive, RH
MBH2ZE	40 pint reservoir (24 pump stations max), 1/4 (6.4 mm) GBL 7500 pump (qty 22), 1:1 direct drive, LH

Compressor Lubrication

Manzel® MBL Box Lubricators

Ordering Information

Manzel® MBL Box Lubricators	
MBH3ZA	40 pint reservoir (24 pump stations max), 3/8 in (9.5 mm) GBL 7500 pump (qty 22), 1:1 direct drive, RH
MBJ1BM	4 pint reservoir (2 pump stations max), with motor mount base, 3/16 in (4.8 mm) GBL 7500 pump (qty 1), 200:1 end rotary, RH
MBJ1CN	4 pint reservoir (2 pump stations max), with motor mount base, 3/16 in (4.8 mm) GBL 7500 pump (qty 2), 400:1 end rotary, RH
MBK0AL	6 pint reservoir (3 pump stations max), with motor mount base, no pumps installed, 100:1 end rotary, RH
MBK0AN	6 pint reservoir (3 pump stations max), with motor mount base, no pumps installed, 400:1 end rotary, RH
MBK1BN	6 pint reservoir (3 pump stations max), with motor mount base, 3/16 in (4.8 mm) GBL 7500 pump (qty 1), 400:1 end rotary, RH
MBK1CM	6 pint reservoir (3 pump stations max), with motor mount base, 3/16 in (4.8 mm) GBL 7500 pump (qty 2), 200:1 end rotary, RH
MBK1CN	6 pint reservoir (3 pump stations max), with motor mount base, 3/16 in (4.8 mm) GBL 7500 pump (qty 2), 400:1 end rotary, RH
MBK2CN	6 pint reservoir (3 pump stations max), with motor mount base, 3/16 in (4.8 mm) GBL 7500 pump (qty 2), 400:1 end rotary, RH
MBK2DA	6 pint reservoir (3 pump stations max), with motor mount base, 3/16 in (4.8 mm) GBL 7500 pump (qty 3), 1:1 direct drive, RH
MBK2DC	6 pint reservoir (3 pump stations max), with motor mount base, 3/16 in (4.8 mm) GBL 7500 pump (qty 3), 37.5:1 ratchet, RH
MBK2DF	6 pint reservoir (3 pump stations max), with motor mount base, 3/16 in (4.8 mm) GBL 7500 pump (qty 3), end ratchet, LH
MBK3CL	6 pint reservoir (3 pump stations max), with motor mount base, 3/8 in (9.5 mm) GBL 7500 pump (qty 2), 100:1 end rotary, RH
MBK3DK	6 pint reservoir (3 pump stations max), with motor mount base, 3/8 in (9.5 mm) GBL 7500 pump (qty 3), 50:1 end rotary, RH
MBLOAA	8 pint reservoir (5 pump stations max), with motor mount base, no pumps installed, 1:1 direct drive, RH
MBLOAM	8 pint reservoir (5 pump stations max), with motor mount base, no pumps installed, 200:1 end rotary, RH
MBLOAN	8 pint reservoir (5 pump stations max), with motor mount base, no pumps installed, 400:1 end rotary, RH
MBL1EA	8 pint reservoir (5 pump stations max), with motor mount base, 3/16 in (4.8 mm) GBL 7500 pump (qty 4), 1:1 direct drive, RH
MBL1EN	8 pint reservoir (5 pump stations max), with motor mount base, 3/16 in (4.8 mm) GBL 7500 pump (qty 4), 400:1 end rotary, RH
MBL2EA	8 pint reservoir (5 pump stations max), with motor mount base, 1/4 in (6.4 mm) GBL 7500 pump (qty 4), 1:1 direct drive, RH
MBL2EN	8 pint reservoir (5 pump stations max), with motor mount base, 1/4 in (6.4 mm) GBL 7500 pump (qty 4), 400:1 end rotary, RH
MBL2FN	8 pint reservoir (5 pump stations max), with motor mount base, 1/4 in (6.4 mm) GBL 7500 pump (qty 5), 400:1 end rotary, RH
MBL3CN	8 pint reservoir (5 pump stations max), with motor mount base, 3/8 in (9.5 mm) GBL 7500 pump (qty 2), 400:1 end rotary, RH
MBL7CM	8 pint reservoir (5 pump stations max), with motor mount base, 3/16 in (4.8 mm) GBL 7500 pump (qty 2), Garza Level Controller "F4" (Class 1 Group D), 200:1 end rotary, RH
MBM1HN	12 pint reservoir (8 pump stations max), with motor mount base, 3/16 in (4.8 mm) GBL 7500 pump (qty 7), 400:1 end rotary, RH
MBM1JM	12 pint reservoir (8 pump stations max), with motor mount base, 3/16 in (4.8 mm) GBL 7500 pump (qty 8), 200:1 end rotary, RH
MBM2EK	12 pint reservoir (8 pump stations max), with motor mount base, 1/4 in (6.4 mm) GBL 7500 pump (qty 4), 50:1 end rotary, RH
MBM2EM	12 pint reservoir (8 pump stations max), with motor mount base, 1/4 in (6.4 mm) GBL 7500 pump (qty 4), 200:1 end rotary, RH
MBM2FN	12 pint reservoir (8 pump stations max), with motor mount base, 1/4 in (6.4 mm) GBL 7500 pump (qty 5), 400:1 end rotary, RH
MBM2GM	12 pint reservoir (8 pump stations max), with motor mount base, 1/4 in (6.4 mm) GBL 7500 pump (qty 6), 200:1 end rotary, RH
MBM2GN	12 pint reservoir (8 pump stations max), with motor mount base, 1/4 in (6.4 mm) GBL 7500 pump (qty 6), 400:1 end rotary, RH
MBM2JL	12 pint reservoir (8 pump stations max), with motor mount base, 1/4 in (6.4 mm) GBL 7500 pump (qty 8), 100:1 end rotary, RH
MBM3FL	12 pint reservoir (8 pump stations max), with motor mount base, 3/8 in (9.5 mm) GBL 7500 pump (qty 5), 100:1 end rotary, RH

Compressor Lubrication

Manzel® MBL Box Lubricators

Ordering Information

Manzel® MBL Box Lubricators	
MBM4EM	12 pint reservoir (8 pump stations max), with motor mount base, 3/16 in (4.8 mm) GBL 7500 pump (qty 4), Rens Level Controller "F3", 200:1 end rotary, RH
MBN1BM	16 pint reservoir (12 pump stations max), with motor mount base, 3/16 in (4.8 mm) GBL 7500 pump (qty 1), 200:1 end rotary, RH
MBN1JM	16 pint reservoir (12 pump stations max), with motor mount base, 3/16 in (4.8 mm) GBL 7500 pump (qty 8), 200:1 end rotary, RH
MBN1KM	16 pint reservoir (12 pump stations max), with motor mount base, 3/16 in (4.8 mm) GBL 7500 pump (qty 9), 200:1 end rotary, RH
MBN1LN	16 pint reservoir (12 pump stations max), with motor mount base, 3/16 in (4.8 mm) GBL 7500 pump (qty 10), 400:1 end rotary, RH
MBN1MN	16 pint reservoir (12 pump stations max), with motor mount base, 3/16 in (4.8 mm) GBL 7500 pump (qty 11), 400:1 end rotary, RH
MBN1NK	16 pint reservoir (12 pump stations max), with motor mount base, 3/16 in (4.8 mm) GBL 7500 pump (qty 12), 50:1 end rotary, RH
MBN2JK	16 pint reservoir (12 pump stations max), with motor mount base, 1/4 in (6.4 mm) GBL 7500 pump (qty 9), 50:1 end rotary, RH
MBN2MN	16 pint reservoir (12 pump stations max), with motor mount base, 1/4 in (6.4 mm) GBL 7500 pump (qty 11), 400:1 end rotary, RH
MBN3DN	16 pint reservoir (12 pump stations max), with motor mount base, 3/8 in (9.5 mm) GBL 7500 pump (qty 3), 400:1 end rotary, RH
MBN3NK	16 pint reservoir (12 pump stations max), with motor mount base, 3/8 in (9.5 mm) GBL 7500 pump (qty 12), 50:1 end rotary, RH
MBP0AW	24 pint reservoir (16 pump stations max), with motor mount base, no pumps installed, 200:1 heavy duty, RH
MBP1RU	24 pint reservoir (16 pump stations max), with motor mount base, 3/16 in (4.8 mm) GBL 7500 pump (qty 14), 100:1 heavy duty, RH
MBP1SU	24 pint reservoir (16 pump stations max), with motor mount base, 3/16 in (4.8 mm) GBL 7500 pump (qty 15), 100:1 heavy duty, RH
MBP2NW	24 pint reservoir (16 pump stations max), with motor mount base, 1/4 in (6.4 mm) GBL 7500 pump (qty 12), 200:1 heavy duty, RH
MBP2NY	24 pint reservoir (16 pump stations max), with motor mount base, 1/4 in (6.4 mm) GBL 7500 pump (qty 12), 400:1 heavy duty, RH
MBR0AY	32 pint reservoir (20 pump stations max), with motor mount base, no pumps installed, 400:1 heavy duty, RH
MBR1UY	32 pint reservoir (20 pump stations max), with motor mount base, 3/16 in (4.8 mm) GBL 7500 pump (qty 17), 400:1 heavy duty, RH
MBR1VU	32 pint reservoir (20 pump stations max), with motor mount base, 3/16 in (4.8 mm) GBL 7500 pump (qty 18), 100:1 heavy duty, RH
MBR1WU	32 pint reservoir (20 pump stations max), with motor mount base, 3/16 in (4.8 mm) GBL 7500 pump (qty 19), 100:1 heavy duty, RH
MBR7VY	32 pint reservoir (20 pump stations max), with motor mount base, 3/16 in (4.8 mm) GBL 7500 pump (qty 18), Garza Level Controller "F4" (Class 1 Group D), 400:1 heavy duty, RH
MBS0AU	40 pint reservoir (24 pump stations max), with motor mount base, no pumps installed, 100:1 heavy duty, RH
MBS0AX	40 pint reservoir (24 pump stations max), with motor mount base, no pumps installed, 300:1 heavy duty, RH
MBS0AY	40 pint reservoir (24 pump stations max), with motor mount base, no pumps installed, 400:1 heavy duty, RH
MBS2XA	40 pint reservoir (24 pump stations max), with motor mount base, 1/4 in (6.4 mm) GBL 7500 pump (qty 20), 1:1 direct drive, RH
MBS2ZA	40 pint reservoir (24 pump stations max), with motor mount base, 1/4 in (6.4 mm) GBL 7500 pump (qty 22), 1:1 direct drive, RH
MBS3LY	40 pint reservoir (24 pump stations max), with motor mount base, 3/8 in (9.5 mm) GBL 7500 pump (qty 10), 400:1 heavy duty, RH

Compressor Lubrication

Manzel® MBL Box Lubricator Configurator

Ordering Menu Code

MB - X - X - X - X

Reservoir

Code	Former Codes and Descriptions	Code	Former Codes and Descriptions
A	T1 - 4 pt, 2 pump stations max	J	T1 and P1 - 4 pt, 2 pump stations max, motor mount base
B	T2 - 6 pt, 3 pump stations max	K	T2 and P2 - 6 pt, 3 pump stations max, motor mount base
C	T3 - 8 pt, 5 pump stations max	L	T3 and P3 - 8 pt, 5 pump stations max, motor mount base
D	T4 - 12 pt, 8 pump stations max	M	T4 and P4 - 12 pt, 8 pump stations max, motor mount base
E	T5 - 16 pt, 12 pump stations max	N	T5 and P5 - 16 pt, 12 pump stations max, motor mount base
F	T6 - 24 pt, 16 pump stations max	P	T6 and P6 - 24 pt, 16 pump stations max, motor mount base*
G	T7 - 32 pt, 20 pump stations max	R	T7 and P7 - 32 pt, 20 pump stations max, motor mount base*
H	T8 - 40 pt, 24 pump stations max	S	T8 and P8 - 40 pt, 24 pump stations max, motor mount base*

*Cannot use double reduction or right angle drives

Pump Size – GBL 7500 Suction Pumps

Code	Former Code and Description
0	No Pump
1	GBL 7500 3/16 Suction
2	GBL 7500 1/4 Suction
3	GBL 7500 3/8 Suction
4	GBL 7500 3/16 and F3, RENS Level Controller - 556808
5	GBL 7500 1/4 and F3, RENS Level Controller
6	GBL 7500 3/8 and F3, RENS Level Controller
7	GBL 7500 3/16 and F4, GARZA Level Controller (Class 1 Group D) - 558221
8	GBL 7500 1/4 and F4, GARZA Level Controller (Class 1 Group D)
9	GBL 7500 3/8 and F4, GARZA Level Controller (Class 1 Group D)

Pump Quantity

Code	Qty	Code	Qty	Code	Qty	Code	Qty	Code	Qty	Code	Qty
A	0	E	4	J	8	N	12	T	16	X	20
B	1	F	5	K	9	P	13	U	17	Y	21
C	2	G	6	L	10	R	14	V	18	Z	22
D	3	H	7	M	11	S	15	W	19		

\$ - Multiply the number of pumps by the pump price and add level control price adder. All unused pump stations are covered with a removable blanking plate

Drive Options

Code	Former Code and Description	Code	Former Code and Description	Code	Former Code and Description
A	G01R - Direct End Rotary	J	G05R - Double Reduction End Rotary 25:1	T	G13R - RT Angle Rotary 375:1
B	G02R - End Ratchet (w/out drive arm) - 800 rpm max input	K	G06R - Double Reduction End Rotary 50:1	U	G14R - 100:1 Ratio Gear Reducer
C	G03R - End Rotary Ratchet 37.5:1 - 800 rpm max input	L	G07R - Double Reduction End Rotary 100:1	V	G15R - 150:1 Ratio Gear Reducer
D	G04R - End Rotary Ratchet 75:1 - 800 rpm max input	M	G08R - Double Reduction End Rotary 200:1	W	G16R - 200:1 Ratio Gear Reducer
E	G01L - Direct End Rotary	N	G09R - Double Reduction End Rotary 400:1	X	G17R - 300:1 Ratio Gear Reducer
F	G02L - End Ratchet (w/out drive arm) - 800 rpm max input	P	G10R - RT Angle Rotary 25:1	Y	G18R - 400:1 Ratio Gear Reducer
G	G03L - End Rotary Ratchet 37.5:1 - 800 rpm max input	R	G11R - RT Angle Rotary 50:1	Z	G12L - Left Angle Rotary 188:1
H	G04L - End Rotary Ratchet 75:1 - 800 rpm max input	S	G12R - RT Angle Rotary 188:1		

Compressor Lubrication

Manzel® MBL Box Lubricator Accessories

Ordering Information

Manzel® MBL Box Lubricator Motors	
558289	M2 – 1/4 hp, 1,725 rpm, 115/230V, 1 ph., TENV, Foot-Mounted (56F)
558293	M3 – 1/4 hp, 1,725 rpm, 115/230V, 1 ph., Hazardous Area, Class 1, Group D, Foot-Mounted (56F)
558290	M5 – 1/4 hp, 1,725 rpm, 230/460V, 3 ph., TENV, Foot-Mounted (56F)
558292	M6 – 1/4 hp, 1,725 rpm, 230/460V, 3 ph., Hazardous Area, Class 1, Group D, Foot-Mounted (56F)
558294	M7 – 1/2 hp, 1,725 rpm, 115/230V, 1 ph., Hazardous Area, Class 1, Group C, Severe Duty, Tropical Insulation, Face-Mounted or Foot-mounted (56C with feet)
558295	M8 – 1/2 hp, 1,725 rpm, 230/460V, 3 ph., Hazardous Area, Class 1, Group C, Severe Duty, Tropical Insulation, Face-Mounted or Foot-mounted (56C with feet)
558291	M10 – 1/2 hp, 1,725 rpm, 230/460V, 3 ph., 60Hz, Class 1, Group D, Face-Mounted (56C)
557271	M11 – 1/2 hp, 1,725 rpm, 115/230V, 1 ph., 60Hz, TEFC, Face-Mounted (56C)
557270	M12 – 1/2 hp, 1,725 rpm, 230/460V, 3 ph., 60Hz, TEFC, Face-Mounted (56C)
Note: Heavy Duty drives (G14 - G18) require 56C, face-mount. Normally a 1/2 hp motor would be used because more pumps are being operated by the HD drives.	
Auto-Fill Options	
559037	F1 Gravity Supply
Note: F2 – obsolete, use F1 instead. F3 – ordered with pumps (see page 133). F4 – ordered with pumps (see page 133).	
Low Level Switches	
563013	L1 – Low Level Switch Hazardous Area. Class 1, Group C and D; Class 2 Group, E, F and G.
564015	L2 – Low Level, 10 Watts at 120 VAC, SPST Reed Switch, NC
Shaft Rotation Arm	
24K466	GBL 7500 Suction Alarm Pump
Heater Options	
557207	Electric Heater, Hazardous Area, Class 1, Group B, one-prong heater. Can be installed in 1 in NPT port on MBL reservoirs.
Note: Former codes H3, H4 and H6 use 557207. For H1, H2 and H5, contact factory for details about part number 564058 (two prong heater) Class 1, Group D	

Compressor Lubrication

Manzel® MB Specialty Box Lubricators

Features and Benefits

- Provide a proven, cost-effective way to assemble customized oil systems that meet specific requirements by using standard modular components
- Increase opportunities to standardize lube system components and reduce lube maintenance and service costs
- 60:1 – 2 or 4 pump stations max, use with GBL 7500 Gravity-Fed or Pressure-Fed Box Lubricator
- 118:1 – 4 or 6 pump stations max, use with any GBL 7500 pump

Typical Applications

- MB60 is perfect for bolt-on gas compressor box lubrication solutions
- MB118 is the right size and durable for triplex and quintuplex mud pump applications

Typical Fluids Handled

- Mineral oil base or synthetics

Ordering Information

Manzel® MB Specialty Box Lubricators		
MB60	24V068	2 pint reservoir (2 pump stations max), no pumps installed, 60:1
	24U750	6 pint reservoir (4 pump stations max), no pumps installed, 60:1
MB118	24W633	4 pint reservoir (4 pump stations max), no pumps installed, 118:1
	24W634	6 pint reservoir (6 pump stations max), no pumps installed, 118:1
	24W636	4 pint reservoir (4 pump stations max), 1/4 in GBL 7500 pump (qty 3), 118:1
	24W635	6 pint reservoir (6 pump stations max), 1/4 in GBL 7500 pump (qty 5), 118:1



24V068



24W636

Compressor Lubrication

Manzel® GBL 7500 Pump

Features and Benefits

Each GBL 7500 single-piston pump is mechanically driven from a camshaft in the reservoir. They are adjustable from 1 to 27 drops per stroke and develop pressures up to 7500 psi (517 bar), depending on the piston size. All working parts are totally enclosed away from dirt, water, and impurities and are self-lubricated at all times by the fluid in the reservoir. Rugged construction for high performance and durability with easy to adjust pump output.

Typical Applications

- Compressors

Typical Fluids Handled

- Mineral or synthetics oil

Technical Specifications

Piston Size		Max Outlet Pressure			Drops/Stroke		Cubic Inch/Stroke		Cubic cm/Stroke		Strokes/minute	
inches	mm	PSI	MPa	bar	Min.	Max.	Min.	Max.	Min.	Max.	Min.	Max.
3/16	4.8	7500	51.7	517	0	7	0	0.014	0	0.229	3	50
1/4	6.4	6000	41.4	414	0	12	0	0.024	0	0.393	3	50
3/8	9.5	3500	24.1	241	0	27	0	0.054	0	0.885	3	50

Ordering Information

GBL 7500	
24J391	3/16 in (4.8 mm) suction
24J392	1/4 in (6.4 mm) suction
24J393	3/8 in (9.5 mm) suction
24J394	3/16 in (4.8 mm) gravity
24J395	1/4 in (6.4 mm) gravity
24J396	3/8 in (9.5 mm) gravity
24J397	3/16 in (4.8 mm) pressure
24J398	1/4 in (6.4 mm) pressure
24J399	3/8 in (9.5 mm) pressure
24K466	Suction alarm pump



Suction
24J391



Gravity
24J394



Pressure
24J397



Alarm
24K466

Compressor Lubrication

Manzel® DSL Lubricators and Pumps

Features and Benefits

- Rugged construction for high performance and durability
- Complete assembly—includes level sight gauge, fill cup and drain plug
- Precise camshaft alignment insures proper lubrication by all pumps
- Can be used in outdoor and ammonia (sour gas) environment
- Easy serviceability-pumps can be added or replaced quickly
- Pump output is easily adjustable



Typical Applications

- Compressors and industrial equipment

Typical Fluids Handled

- Mineral or synthetic oil

Technical Specifications

Ordering Code	Piston Size (inches)	Max. Pressure psi	Drops Per Stroke		Cubic Inches Per Stroke		Cubic cm Per Stroke		Strokes Per Minute	
			Min.	Max.	Min.	Max.	Min.	Max.	Min.	Max.
D1	9/32	3,000	2.0	6.25	.0048	0.15	.079	.245	3	25
D2	9/32	3,000	2.0	6.25	.0048	0.15	.079	.245	3	25



Ordering Information

256907	(D1) 9/32 vacuum inlet pump
256908	(D2) 9/32 pressurized inlet pump
256929	Vacuum inlet pump w/suction tube length reduced by 1 in
24A453	3 station, 4 pt, 283:1 - right drive
24A454	9 station, 12 pt, 283:1 - right drive
24A455	3 station, 4 pt, 1:1 - left drive
24A456	3 station, 4 pt, 1:1 - right drive
24A457	6 station, 8 pt, 1:1 - left drive
24A458	6 station, 8 pt, 1:1 - right drive
24A459	9 station, 12 pt, 1:1 - left drive
24A460	9 station, 12 pt, 1:1 - right drive
24A461	3 station, 4 pt, 37.5:1 - left drive
24A462	3 station, 4 pt, 37.5:1 - right drive
24A463	3 station, 4 pt, 75:1 - left drive
24A464	3 station, 4 pt, 75:1 - right drive
24A465	6 station, 8 pt, 37.5:1 - left drive
24A466	6 station, 8 pt, 37.5:1 - right drive
24A467	6 station, 8 pt, 75:1 - left drive
24A468	6 station, 8 pt, 75:1 - right drive
24A469	9 station, 12 pt, 37.5:1 - left drive
24A470	9 station, 12 pt, 37.5:1 - right drive
24A471	9 station, 12 pt, 75:1 - left drive
24A472	9 station, 12 pt, 75:1 - right drive

24A473	12 station, 16 pt, 37.5:1 - left drive
24A474	12 station, 16 pt, 37.5:1 - right drive
24A475	12 station, 16 pt, 75:1 - left drive
24A476	12 station, 16 pt, 75:1 - right drive
24A477	3 station, 4 pt, 40:1 - left front drive
24A478	3 station, 4 pt, 40:1 - right front drive
24A479	3 station, 4 pt, 60:1 - left front drive
24A480	3 station, 4 pt, 60:1 - right front drive
24A481	3 station, 4 pt, 40:1 - left rear drive
24A482	3 station, 4 pt, 40:1 - right rear drive
24A483	3 station, 4 pt, 60:1 - left rear drive
24A484	3 station, 4 pt, 60:1 - right rear drive
24A485	6 station, 8 pt, 40:1 - left front drive
24A486	6 station, 8 pt, 40:1 - right front drive
24A487	6 station, 8 pt, 60:1 - left front drive
24A488	6 station, 8 pt, 60:1 - right front drive
24A489	6 station, 8 pt, 40:1 - left rear drive
24A490	6 station, 8 pt, 40:1 - right rear drive
24A491	6 station, 8 pt, 60:1 - left rear drive
24A492	6 station, 8 pt, 60:1 - right rear drive
24A493	9 station, 12 pt, 40:1 - left front drive
24A494	9 station, 12 pt, 40:1 - right front drive
24A495	9 station, 12 pt, 60:1 - left front drive

Compressor Lubrication

Manzel® DSL Lubricators and Pumps

Ordering Information

24A496	9 station, 12 pt, 60:1 - right front drive
24A497	9 station, 12 pt, 40:1 - left rear drive
24A498	9 station, 12 pt, 40:1 - right rear drive
24A499	9 station, 12 pt, 60:1 - left rear drive
24A501	9 station, 12 pt, 60:1 - right rear drive
24A502	15 station, 20 pt, 60:1 - left front drive
24A503	15 station, 20 pt, 60:1 - right front drive
24A504	15 station, 20 pt, 60:1 - left rear drive
24A505	15 station, 20 pt, 60:1 - right rear drive
24A506	3 station, 4 pt, 1:1 - right bottom drive
24A507	3 station, 4 pt, 2.5:1 - right bottom drive
24A508	6 station, 8 pt, 1:1 - right bottom drive
24A509	6 station, 8 pt, 2.5:1 - right bottom drive
562547	DSL 4 pt Bot Rot 2.5 3FD
562548	DSL 8 pt Bot Rot 2.5 4FD
562549	DSL 4 pt LH Rear Rot 60 1FD
562550	DSL 4 pt LH Rear Rot 60 2FD
562551	DSL 4 pt LH Rear Rot 60 3FD
562552	DSL 8 pt LH Rear Rot 60 0FD
562553	DSL 12 pt LH Rear Rot 60 7FD
562554	DSL 4 pt LH Rot 37.5 3FD
562555	DSL 4 pt LH Rot 37.5 6FD
562561	DSL 8 pt LH Rot 75 5FD
562562	DSL 16 pt LH Rot DL CAM 10FD
562563	DSL 20 pt LH Rear Rot 60 10FD
562564	DSL 4 pt Bot Rot 2.5 3FD
562565	DSL 8 pt Bot 060371 2.5 4FD
562566	DSL 8 pt RH Rear Rot 40 6FD
562567	DSL 8 pt RH Front Rot 40 5FD
564210	DSL 4 pt LH Rot 75 3FD
564211	DSL 4 pt Bot Rot 2.5 2FD
564212	DSL-R6-D1-04-BS2-L
564213	DSL 4 pt RH Rear Rot 60
564214	DSL 8 pt 4FD RH Rot 37.5:1
564219	DSL 12 pt RH RR Recip 60
564222	DSL 8 pt LH Rear Rot 60
564223	DSL-R9-D1-5-ER4-L-P9
564225	DSL 12 pt LH Rear Rot 7FD
564226	DSL SST, 60:1 LH SPEC
564227	DSL-R6-D1-06-ER3-R-P06-M1
564229	DSL-R3-D1-2-SF0-ER4-L-P3

Compressor Lubrication

Model HP-15™ High Pressure Lubricators

Features and Benefits

The high pressure lubricator comprises one to six integral sight and pump assemblies in a cast iron reservoir. The unit is designed for direct connection to an electric motor/speed reducer power source. A Manzel® terminal check valve is recommended in the lubrication system. When required to maintain proper oil viscosity, the reservoir can be fitted with an electric heater.

Typical Applications

- Multi-stage gas compression

Typical Fluids Handled

- Mineral or synthetic oil

Technical Specifications

Number of Feeds	Max. Pressure	Reservoir Capacity (Quarts) (1)	Plunger Diameter (inches)	Drops Per Stroke		Cubic Inches Per Stroke		Cubic cm Per Stroke		Strokes Per Minute	
				Min.	Max.	Min.	Max.	Min.	Max.	Min.	Max.
1-6	18,000	7	1/4	1	4	0.002	0.008	0.033	0.113	3	36



562951

Ordering Information

562918	HP-15 6 feed gear box without pumps
562919	HP-15 6 feed gear box with 6 HP-15 pumps
564272	HP-15 6 feed gear box with 6 HP-15 pumps and heater
562951	HP-15 pump
556700	HP-15 sight glass
563113	HP-15 plunger and cylinder assembly
564334	In-line check valve

Compressor Lubrication

Manzel® HP-50™ High Pressure Lubricators

Features and Benefits

- Operating pressures to 60,000 psi for lubricating compressor and circulator cylinder walls, heavily loaded bearings and other moving parts
- Single plunger force feed design is highly efficient for injecting lubricants and/or compatible fluids into high pressure systems
- Vacuum sight feeds on self-contained pumping units show output of lubricant to individual lubrication points
- All working parts are totally enclosed and self-lubricated
- Individual pumping units easily removed for service
- Feed rate infinitely variable from minimum to maximum with simple hand adjustment



Typical Applications

- Compressors and industrial equipment

Typical Fluids Handled

- Mineral or synthetic oil

Technical Specifications

Number of Feeds	Max. Pressure	Reservoir Capacity (Quarts) (1)	Plunger Diameter (Inches)	Drops Per Stroke		Cubic Inches Per Stroke		Cubic cm Per Stroke		Strokes Per Minute	
				Min.	Max.	Min.	Max.	Min.	Max.	Min.	Max.
1-4	60,000	9	1/4	1	4	0.002	0.008	0.033	0.113	3	36

Ordering Information

HP-50 Pump	
562952	HP-50 Pump Assembly
HP-50 Lubricator Boxes	
564276	HP-50 Lubricator without Pumps or Options
562925	HP-50 Lubricator with 4 Pumps
562926	HP-50 Lubricator with 2 Pumps
562927	HP-50 Lubricator with 4 Pumps, Provision for Flange Mounted Auto Fill, and Nitrogen Purge Port
562928	HP-50 Lubricator with 4 Pumps, Low Level and Shaft Rotation Alarm
562929	HP-50 Lubricator with 4 Pumps, Provisions for Flange Mounted Auto Fill and Low Level in Fill Plate
564277	HP-50 Lubricator with 4 Pumps and Steam Heater
564278	HP-50 Lubricator with 3 Pumps and Steam Heater
564279	HP-50 Lubricator with 4 Pumps, Provision for Flange Mounted Auto Fill, Nitrogen Purge and Shaft Rotation/Low Level Alarm on Left

564280	HP-50 Lubricator with 4 Pumps, Provision for Flange Mounted Auto Fill, Nitrogen Purge and Shaft Rotation/Low Level Alarm on Right
564282	HP-50 Lubricator with 4 Pumps, Shaft Rotation and Low Level Alarm
564283	HP-50 Lubricator with 4 Lubricator Boxes with 15 Pumps, Provision for Center Mounted Motor and Base
258262	HP-50 Lubricator with 4 Pumps and Low Level
258263	HP-50 Lubricator with 4 Pumps, Provisions for Flange Mounted Auto Fill and Low Level in Fill Plate, and Proximity Switch Shaft Rotation Indicator on Right
HP-50 Accessories	
563111	HP-50 plunger and cylinder
564336	HP-50 check valve
558881	Electric heater, 120/240 VAC
563020	Shaft rotation alarm
563024	Low level

Compressor Lubrication

Manzel® MVB Pump

Features and Benefits

The MVB lubrication system is a single line, series progressive system which divides pump output into predetermined proportional amounts and distributes these amounts to points of lubrication.

- One main supply from single pump
- Central monitoring of normal operation
- Automatic proportioning of lubricant through positive displacement valves
- Quick indication of problem areas

Typical Applications

- Compressors and reciprocating engines

Typical Fluids Handled

- Oil

Technical Specifications

Output per Pump in Pints (Liters) per Day

Single Camshaft rpm (pump strokes per min)	1/4 piston				3/8 piston			
	Min. Output Adj.		Max. Output Adj.		Min. Output Adj.		Max. Output Adj.	
	0.12456*(constant)		0.59832		0.29909*(constant)		1.4902	
20	2.49	(1.18)	11.97	(5.66)	5.98	(2.83)	29.92	(14.15)
30	3.74	(1.77)	17.95	(8.49)	8.97	(4.24)	44.88	(21.23)
40	4.98	(2.36)	23.93	(11.32)	11.96	(5.66)	59.84	(28.30)
50	6.23	(2.95)	29.92	(14.15)	14.95	(7.07)	74.80	(35.38)
60	7.47	(3.53)	35.90	(16.98)	17.95	(8.49)	89.76	(42.46)
70	8.72	(4.12)	41.88	(19.81)	20.94	(9.90)	104.72	(49.53)

*Constant X strokes per minute = output in pints per day. For 2 and 3 lobe cams, multiply camshaft RPM times 2 or 3.

Ordering Information

563565	MVB 0.250 in (6.35 mm) Piston Pump
563566	MVB 0.375 in (9.53 mm) Piston Pump
563920	Seal kit for MVB pump
563919	3/8 in piston and sleeve replacement
563918	1/4 in piston and sleeve replacement
557824	25 micron filter
557827	10 micron filter



563565



MVB Box lubricator

Compressor Lubrication

Manzel® MVB Box Lubricator Configurator

Ordering Menu Code

MV – X – X – X – X

Drive

Code	(Former Code) – Description
A	(DAA) Ratchet Drive (102-2)
B	(DAB) Standard Drive (203-2)
C	(DAC) Standard Drive (207-2)
D	(DAD) Reverse Drive (303-2)
E	(DAE) 90-Degree Drive (401-2)
F	(DAF) Vertical Drive (501-2)
G	(NA) Tandem Drive

Gear Box Ratio and Mounting Base Option

Code	(Former Code) – Description	Code	(Former Code) – Description	Code	(Former Code) – Description
A	(RAA) 1:1 Ratio Gear Box	J	(RAE) 3:1 Ratio Gear Box	T	(RAJ) 8:1 Ratio Gear Box
D	(RAB) 1:2 Ratio Gear Box	M	(RAF) 1:4 Ratio Gear Box	U	(NA) 8:1 Ratio Gear Box with a KOA Base
E	(RAC) 2:1 Ratio Gear Box	N	(RAG) 4:1 Ratio Gear Box	W	(RAK) 16:1 Ratio Gear Box
H	(RAD) 1:3 Ratio Gear Box	S	(RAH) 1:8 Ratio Gear Box	X	(NA) 16:1 Ratio Gear Box with a KOA Base

Pump Station One Configuration*

Code	Cam Style	Pump Size	Gauge PSI	Relief PSI	Code	Cam Style	Pump Size	Gauge PSI	Relief PSI
A	Single Lobe	No Pump	None	None	K	Double Lobe	1/4 in	10,000	4,600
B	Single Lobe	1/4 in	None	6,400	L	Double Lobe	3/8 IN	None	1,750
C	Single Lobe	1/4 in	3,000	2,350	M	Double Lobe	3/8 IN	3,000	1,750
D	Single Lobe	1/4 in	10,000	6,400	N	Triple Lobe	No Pump	None	None
E	Single Lobe	3/8 in	None	2,350	P	Triple Lobe	1/4 in	None	3,700
F	Single Lobe	3/8 IN	3,000	2,350	R	Triple Lobe	1/4 in	3,000	2,350
G	Double Lobe	No Pump	None	None	S	Triple Lobe	1/4 in	10,000	3,700
H	Double Lobe	1/4 in	None	4,600	T	Triple Lobe	3/8 IN	None	1,450
J	Double Lobe	1/4 in	3,000	2,350	U	Triple Lobe	3/8 IN	3,000	1,450

*Former codes AOA and AOC referred to 1/4 in pump. Former codes AOB and AOD referred to 3/8 in pump. Former code POA referred to standard (2,350 psi) blowout indicator. Former codes GOA, GOB, GOC, and GOD referred to gauge options; choose from standard gauge options shown above.

Pump Station Two Configuration**

Code	Cam Style	Pump Size	Gauge PSI	Relief PSI	Code	Cam Style	Pump Size	Gauge PSI	Relief PSI
A	Single Lobe	No Pump	None	None	K	Double Lobe	1/4 in	10,000	4,600
B	Single Lobe	1/4 in	None	6,400	L	Double Lobe	3/8 IN	None	1,750
C	Single Lobe	1/4 in	3,000	2,350	M	Double Lobe	3/8 IN	3,000	1,750
D	Single Lobe	1/4 in	10,000	6,400	N	Triple Lobe	No Pump	None	None
E	Single Lobe	3/8 in	None	2,350	P	Triple Lobe	1/4 in	None	3,700
F	Single Lobe	3/8 IN	3,000	2,350	R	Triple Lobe	1/4 in	3,000	2,350
G	Double Lobe	No Pump	None	None	S	Triple Lobe	1/4 in	10,000	3,700
H	Double Lobe	1/4 in	None	4,600	T	Triple Lobe	3/8 IN	None	1,450
J	Double Lobe	1/4 in	3,000	2,350	U	Triple Lobe	3/8 IN	3,000	1,450

**Former codes BOA and BOC referred to 1/4 in pump. Former codes BOB and BOD referred to 3/8 in pump. Former code HOA referred to standard (2,350 psi) blowout indicator. Former codes JOA, JOB, JOC, and JOD referred to gauge options; choose from standard gauge options shown above.

NOTE: Motors for KOA base with 8:1 or 16:1 drives:

558289 (MOA) - 1/4 HP, 115/230 VAC, 60 Hz, single-phase, 1,725 rpm, TENV, 56F
 558290 (MOB) - 1/4 HP, 230/460 VAC, 60 Hz, three-phase, 1,725 rpm, TENV, 56F

Compressor Lubrication Accessories

Manzel® Lube-Line Alert™

Features and Benefits

- Indicates Flow or No-Flow at any point in the system ahead of the Lube-Line Alert inlet. Not affected by discharge pressure.
- Operates under continuous or intermittent low-flow rates
- Universal use—operates in any air free force feed lubrication system—any make lubricator
- Sensitive to a wide range of flow from .006 cubic inches to 190 cubic inches per minute
- Many type lubricants and viscosities—mineral or synthetic
- Time delay adjustment to compensate for viscosity and/or flow rate. Quick and easy to adjust.
- Explosion-proof—UL and CSA Listed for Class I Groups C and D and Class II Groups E, F and G. Division 1 and 2 when installed as per NEC 501.
- For connection to any electrical warning system—lights, sound devices, machinery shut-off relays, telephones, etc.
- A low-level and shaft rotation



563030

Technical Specifications

UL and CSA Electrical Ratings.....	Single pole, Throw magnetically operated switch, 115 VAC, 60Hz, 10 watt, 28 VDC, 0.5 amp Resistive, 28 VDC, 0.5 amp Inductive
Maximum Switch Rating.....	350 VAC/VDC, 50 watt, 2 amp
Maximum Operating Pressure.....	10,000 psi
Minimum Pressure Drop Access Alert	150 psi
Flow Rate	0.006 in ³ to 190 in ³ /min @ 100 SUS 0.006 in ³ to 75 in ³ /min @ 2000 SUS
Fluid Viscosity.....	100 to 9000 SUS
Weight.....	0.6 lbs

Ordering Information

Lube-Line Alert	
563030	N.C. Configuration w/Check Valves for 1/4 in O.D. Tube, Standard Spring (installed), w/ Light Spring (loose)*
563033	N.O. Configuration w/Check Valves for 1/4 in O.D. Tube, Light Spring (installed), w/ Standard Spring (loose)*
563032	N.O. Configuration w/Check Valves and Fittings for 1/8 in NPTF Connections, Standard Spring (installed)
26C056	N.O. Configuration, Fast-Reacting w/Check Valves and Fittings for 1/8 in NPTF Connections
Inlet Check Valves	
563042	w/ 1/4 in O.D. Tube Inlet (supplied w/1 and 2)
563041	w/ 7/16-20 Straight Female Thread Outlet (supplied w/3)
Outlet Check Valves	
563044	w/ 1/4 in O.D. Tube Inlet (supplied w/1 and 2)
563043	w/ 7/16-20 Straight Female Thread Outlet (supplied w/3)
Fittings	
556624	(w/ Check Valves 4 and 5), 7/16-20 Straight Male Thread x 1/8 in NPTF (2 supplied w/3)
Springs	
556944	Standard Springs (installed at factory in 1 and 3)
556939	Light Spring for Low Flow Applicator (supplied loose w/1, installed in 2)*
Repair Parts	
556812	Switch Assembly
563031	Plunger and Bushing Assembly

*When using the Light Spring 556939 (458-005-220), fluid viscosity should not exceed 350 SUS

Compressor Lubrication Accessories

Pneumatic/Electric Lube Sentry Valve

Features and Benefits

The Lube Sentry Valve provides automatic warning and shutdown of compressors, pumps and engines when oil is not flowing properly to primary dividers in series type lube systems.

- Absence of check valves to avoid trapping contamination from included solids in the lubricant
- Bolted-together components simplifying maintenance. The microswitch assembly on the pneumatic valve can be removed without disturbing existing lines or shutting down the equipment being lubricated.

Technical Specifications

Material.....	Steel
Max Pressure	6,000 psi (414 bar)
Flow Rate (per day)	4 to 400 pints (1.89 to 189.2 liters)
Pressure Drop.....	250 psi (17 bar)
Seals.....	Fluoroelastomer
Lubricant.....	Oil (450-2000 SUS)
Net Weight	0.5 lb (2.265 kg)
Operating Temperature	-20°F to 180°F (-29°C to 82°C)
Air Pressure (Max Pneumatic Valve)	125 psi (9 bar)
Electrical Rating	5 amps @ 125/250 VAC
A, B or C @ 28 VDC, A- Inductive - 3 amp, B- Resistive - 5 amp, C- Max Inrush - 15 amp	



563506

Ordering Information

563506	Pneumatic Lube Sentry, Complete
563503	Pneumatic Valve
563502	Actuator
563505	Electric Lube Sentry, Complete
563504	Switch Assembly

Compressor Lubrication Accessories

Balancing Valve

Features and Benefits

The Graco® Balancing Valve assists divider valves to accurately proportion lubricant at high differential pressures. It is recommended for use when a pressure difference greater than 1,000 PSI exists between two or more of the points in a Graco divider valve system.

- Balancing valve is not affected by downstream pressure, assures accurate flow to all lubrication points
- Balancing valve is field adjustable. Reduces on-site inventory costs as one model meets all your system needs.
- Balancing valve is in-line mounted, so it lowers installation costs
- Balancing valve uses a wear-resistant tungsten-carbide ball to reduce maintenance costs



Technical Specifications

Material Steel
 Max Operating Pressure 6,500 psi
 Adjustable From 1,000 to 6,500 psi (Factory set at 3,000 psi)
 Operating Temperature -10°F to 250°F (-23°C to 121°C)
 Lubricant Oil
 Seals Fluoroelastomer
 Net Weight 1.19 lb (0.54 kg)

Ordering Information

563230	Balancing Valve
563911	Valve Seal Kit

Index

Part No.	Page No.	Part No.	Page No.	Part No.	Page No.
15K740.....	52, 95, 97, 111	17B780.....	54, 56	18C753.....	31
15K783.....	52, 95, 97, 111	17B781.....	54, 56	19C752.....	31
15K784.....	95	17B782.....	54, 56	20C752.....	31
15M037.....	95	17B783.....	54, 56	24A453.....	138
15M045.....	95, 97	17B785.....	54, 56	24A454.....	138
15M442.....	118	17B879.....	54, 56	24A455.....	138
15R993.....	78	17B880.....	54, 56	24A456.....	138
15R994.....	78	17C155.....	59	24A457.....	138
15U854.....	83	17C750.....	30, 31, 62	24A458.....	138
15U855.....	83	17C751.....	31	24A459.....	138
15U856.....	83	17C752.....	31	24A460.....	138
15U857.....	80	17C753.....	30, 31	24A461.....	138
15U858.....	26	17D023.....	99	24A462.....	138
15U859.....	26	17D024.....	99	24A463.....	138
15U860.....	26	17G007.....	100	24A464.....	138
15W165.....	110	17G422.....	98	24A465.....	138
15X624.....	48	17H911.....	58	24A466.....	138
15X625.....	49	17H912.....	58	24A467.....	138
15X626.....	49	17H913.....	58	24A468.....	138
15X667.....	48	17H914.....	58	24A469.....	138
15X668.....	48	17H915.....	58	24A470.....	138
15X669.....	48	17H916.....	58	24A471.....	138
15X670.....	48	17J423.....	70	24A472.....	138
15X671.....	48	17J939.....	16	24A473.....	138
15X672.....	48	17J999.....	15	24A474.....	138
15X673.....	48	17K061.....	98	24A475.....	138
15X674.....	48	17K062.....	98	24A476.....	138
15X675.....	49	17K063.....	99, 106, 111	24A477.....	138
15X676.....	49	17K601.....	59	24A478.....	138
15X677.....	49	17K602.....	59	24A479.....	138
15X678.....	49	17K603.....	59	24A480.....	138
15X679.....	49	17K604.....	59	24A481.....	138
15X680.....	49	17L366.....	123	24A482.....	138
15X681.....	49	17L440.....	62, 95	24A483.....	138
15X682.....	49	17L441.....	62, 95	24A484.....	138
15X683.....	48	17L442.....	62, 95	24A485.....	138
15X684.....	48	17L547.....	62, 95	24A486.....	138
15X685.....	48	17L651.....	62	24A487.....	138
15X686.....	48	17L652.....	62, 95	24A488.....	138
15X687.....	48	17L653.....	62, 95	24A489.....	138
15X688.....	48	17L754.....	59	24A490.....	138
15X689.....	48	17L755.....	59	24A491.....	138
15X690.....	48	17L879.....	62, 91	24A492.....	138
15X691.....	49	17L880.....	91	24A493.....	138
15X692.....	49	17L881.....	91	24A494.....	138
15X693.....	49	17L941.....	97	24A495.....	138
15X694.....	49	17L942.....	97	24A496.....	139
15X695.....	49	17L983.....	16, 91	24A497.....	139
15X696.....	49	17M380.....	91	24A498.....	139
15X697.....	49	17N453.....	59	24A499.....	139
15X698.....	49	17N454.....	59	24A501.....	139
15X699.....	49	17N455.....	59	24A502.....	139
15X700.....	49	17N456.....	59	24A503.....	139
15X701.....	49	17N457.....	59	24A504.....	139
15X702.....	49	17N458.....	59	24A505.....	139
15X703.....	49	17N926.....	15	24A506.....	139
15X704.....	49	17P750.....	31	24A507.....	139
15X705.....	49	17P751.....	31	24A509.....	139
15X706.....	49	17P752.....	31	24A918.....	60
15Y069.....	72	17P753.....	31	24A919.....	53, 54
15Y070.....	72	17S107.....	106, 109	24A920.....	53, 54
16A169.....	97	17S477.....	109	24A921.....	53
16A171.....	97	17S968.....	106, 109	24A922.....	53
16A172.....	97	17S969.....	106, 109	24A923.....	53
16P368.....	72	17S970.....	106, 109	24A924.....	53
16T671.....	100	17T176.....	31	24B219.....	83
16T854.....	14, 16	17T177.....	31	24B237.....	81
16U217.....	68, 74, 78	17T178.....	31	24B239.....	81
16U790.....	16	17T179.....	31	24B240.....	81
16V778.....	63	17T193.....	31	24B241.....	81
16V779.....	63	17T194.....	31	24B359.....	60
16V780.....	63	17T195.....	31	24B360.....	53, 54, 56
16V782.....	63	17T196.....	31	24B427.....	25
16V784.....	63	17U217.....	31	24B474.....	71
16V785.....	63	18C750.....	31	24B475.....	71
17B168.....	54, 56	18C751.....	31	24B476.....	71
17B169.....	54, 56	18C752.....	31	24B477.....	71

Index

Part No.	Page No.	Part No.	Page No.	Part No.	Page No.
24B478	71	24N180	92, 123	24W491	56
24B479	71	24N181	92, 123	24W492	56
24B480	71	24N182	16	24W493	56
24B481	71	24N351	16	24W494	56
24B482	71	24N373	72	24W495	54, 56
24B483	71	24N382	72	24W501	55
24B495	72	24N402	16	24W502	55
24B496	72	24N405	24	24W503	55
24B591	101	24N406	24	24W504	55
24B596	101	24N407	24	24W505	55
24B667	54	24N408	24	24W506	55
24B677	53, 54, 56	24N409	24	24W507	55
24E240	54	24N468	100	24W601	56
24E241	54	24N815	120	24W602	56
24E242	54	24N915	67	24W603	56
24E243	54	24N916	67	24W604	56
24E244	54	24N917	67	24W605	56
24E245	54	24N918	67	24W606	56
24E389	54	24N919	67	24W607	56
24E390	54	24N920	67	24W623	113
24E391	54	24N945	72	24W633	136
24E392	54	24N948	72	24W634	136
24E393	54	24N949	72	24W635	136
24E394	54	24N951	72	24W636	136
24E757	68	24N952	72	24W701	56
24F201	54, 56	24P295	15	24W702	56
24F467	63	24P296	15	24W703	56
24F513	54, 56	24P314	100	24W704	56
24F514	54, 56	24P686	100	24W705	56
24F555	54, 56	24P687	100	24W706	56
24F556	54, 56	24P731	16	24W707	56
24F596	74	24P976	85	24W801	56
24F597	74	24P977	85	24W802	56
24F598	74	24P978	85	24W803	56
24F599	74	24R127	83	24W804	56
24F600	74	24R377	120	24W805	56
24F601	74	24R378	120	24W806	56
24F943	54, 56	24R379	120	24W807	56
24F944	54, 56	24R631	72	24W808	56
24G485	67	24R632	72	24W901	56
24G486	67	24R633	72	24W902	56
24G487	67	24T296	85	24W903	56
24G488	67	24U750	136	24W904	56
24G489	67	24V068	136	24W905	56
24G490	67	24V204	83	24W906	56
24H994	113, 114	24V531	83	24W907	56
24J331	63	24V659	119	24W913	54, 56
24J332	63	24V660	119	24W914	54, 56
24J333	63	24V661	119	24W915	54, 56
24J334	63	24V662	119	24W981	100
24J335	63	24V663	119	24X027	73
24J336	63	24V664	119	24X028	73
24J391	137	24V680	119	24X029	73
24J392	137	24V681	119	24X030	73
24J393	137	24V682	119	24X153	58
24J394	137	24V683	119	24X302	55
24J395	137	24V684	119	24X303	55
24J396	137	24V685	119	24X401	58
24J397	137	24V837	15	24X402	58
24J398	137	24W335	113	24X403	58
24J399	137	24W401	55	24X404	58
24K414	16, 92	24W402	55	24X405	58
24K415	15, 16, 85, 91	24W403	55	24X406	58
24K466	137	24W404	55	24X606	100
24K466	134, 137	24W405	55	24X694	30, 31
24M466	16, 119	24W406	55	24X717	31
24M478	16	24W407	55	24X743	114
24M479	16	24W408	55	24X807	58
24M480	16	24W482	113	24X817	58
24M481	16	24W483	55	24Y079	31
24M482	16	24W484	55	24Y080	31
24M483	16	24W485	56	24Y081	31
24M484	16	24W486	56	24Y082	31
24M644	98	24W487	55	24Y407	118
24N007	63	24W488	55	24Y408	118
24N008	63	24W489	56	24Y498	31
24N009	63	24W490	56	24Y499	30, 31

Index

Part No.	Page No.	Part No.	Page No.	Part No.	Page No.
24Z020.....	31	24Z809.....	113	26C056.....	144
24Z021.....	31	24Z810.....	113	26C081.....	110
24Z022.....	31	24Z811.....	113	26C100.....	110
24Z023.....	31	24Z812.....	113	26C101.....	110
24Z024.....	31	24Z813.....	113	26C104.....	110
24Z025.....	31	24Z888.....	51	26C105.....	110
24Z026.....	31	24Z889.....	51	26C176.....	15
24Z027.....	31	24Z890.....	51	26C326.....	111
24Z028.....	30, 31	24Z891.....	51	26C419.....	83
24Z029.....	31	24Z892.....	51	26G204.....	11
24Z030.....	31	24Z893.....	51	26G205.....	11
24Z050.....	31	24Z958.....	106, 109	77X000.....	122
24Z051.....	31	24Z959.....	106, 109	77X001.....	121, 122, 123
24Z052.....	31	24Z962.....	106, 109	77X002.....	122
24Z053.....	30, 31	25A118.....	113	77X003.....	122
24Z054.....	31	25A170.....	108, 109	77X011.....	122
24Z055.....	31	25A189.....	117	77X012.....	122
24Z056.....	31	25C264.....	83	77X013.....	122
24Z057.....	31	25C849.....	106, 107, 110	77X014.....	122
24Z058.....	31	25C850.....	106, 107, 110	77X015.....	122
24Z059.....	31	25C851.....	106, 107, 110	77X016.....	122
24Z060.....	31	25C852.....	106, 107, 110	77X100.....	123
24Z061.....	31	25C853.....	106, 107, 110	77X101.....	123
24Z062.....	31	25C854.....	106, 107, 110	77X102.....	122, 123
24Z283.....	15	25C855.....	106, 107, 110	77X103.....	123
24Z477.....	61	25C856.....	106, 107, 110	77X104.....	123
24Z478.....	61	25C857.....	106, 107, 110	77X105.....	123
24Z479.....	61	25C858.....	106, 107, 110	77X111.....	123
24Z480.....	61	25C859.....	106, 107, 110	77X112.....	123
24Z481.....	61	25C965.....	109	77X121.....	123
24Z482.....	61	25C966.....	109	77X122.....	123
24Z483.....	61	25C971.....	106, 111	77X500.....	123
24Z484.....	61	25C972.....	106, 111	77X510.....	123
24Z485.....	61	25C973.....	106, 111	77X511.....	123
24Z486.....	61	25C974.....	106, 111	77X512.....	123
24Z487.....	61	25C975.....	106, 111	77X513.....	123
24Z488.....	61	25C976.....	106, 111	77X514.....	123
24Z489.....	61	25C977.....	106, 111	77X515.....	123
24Z490.....	61	25C978.....	106, 111	77X521.....	123
24Z491.....	61	25C979.....	106, 111	77X522.....	123
24Z492.....	61	25C980.....	106, 111	77X523.....	15, 123
24Z493.....	61	25C981.....	106, 109	77X524.....	123
24Z494.....	61	25C982.....	106, 109	77X540.....	123
24Z495.....	61	25C983.....	106, 109	77X541.....	123
24Z496.....	61	25C985.....	109	77X542.....	14, 15, 123
24Z497.....	61	25C986.....	109	77X543.....	123
24Z498.....	61	25C987.....	109	77X544.....	123
24Z499.....	61	25C988.....	108, 110	77X545.....	123
24Z500.....	61	25C989.....	108, 110	77X546.....	123
24Z501.....	61	25C990.....	106, 107	77X960.....	122
24Z502.....	61	25C991.....	106, 107	77X990.....	122
24Z503.....	61	25C992.....	106, 107	94G000.....	9
24Z504.....	61	25C993.....	106, 107	94G001.....	9
24Z505.....	61	25D012.....	108, 110	94G002.....	9
24Z506.....	61	25D013.....	108, 110	94G003.....	9
24Z507.....	61	25D084.....	107, 110	94G004.....	9
24Z508.....	61	25D216.....	110	94G005.....	9
24Z509.....	61	25D217.....	110	94G006.....	8
24Z510.....	61	25D338.....	109	94G007.....	8
24Z511.....	61	25M496.....	62, 95	94G008.....	8
24Z512.....	61	25M497.....	62, 95	94G009.....	8
24Z526.....	113	25M498.....	62, 95	94G010.....	8
24Z660.....	106, 109	25M499.....	62, 95	94G011.....	8
24Z675.....	78	25M544.....	111	94G012.....	9
24Z681.....	51, 108, 110	25M602.....	91	94G013.....	9
24Z682.....	51, 108, 110	25M603.....	91	94G014.....	9
24Z683.....	51, 108, 110	25M604.....	91	94G015.....	9
24Z684.....	51, 108, 110	26A318.....	108, 111	94G016.....	9
24Z685.....	51, 108, 110	26A319.....	108, 111	94G017.....	9
24Z686.....	51, 108, 110	26A320.....	108, 111	94G018.....	8
24Z714.....	91	26A404.....	111	94G019.....	8
24Z715.....	91	26A405.....	111	94G020.....	8
24Z716.....	91	26A406.....	111	94G021.....	8
24Z719.....	91	26A478.....	62	94G022.....	8
24Z720.....	91	26A479.....	62	94G023.....	8
24Z764.....	106, 109	26C029.....	15	94G024.....	9
24Z808.....	51, 108, 110	26C030.....	15	94G025.....	9

Index

Part No.	Page No.	Part No.	Page No.	Part No.	Page No.
94G026	9	96G031	12	96G128	12
94G027	9	96G032	12	96G132	13
94G028	9	96G033	11	96G133	13
94G029	9	96G034	11	96G135	11
94G030	9	96G035	12	96G136	11
94G031	9	96G036	12	96G137	11
94G032	9	96G037	12	96G138	11
94G033	9	96G038	11	96G139	11
94G034	9	96G039	11	96G140	11
94G035	9	96G040	11	96G141	12
94G036	8	96G041	11	96G142	12
94G037	8	96G042	11	96G143	12
94G038	8	96G043	11	96G144	12
94G039	8	96G044	11	96G145	12
94G040	8	96G045	11	96G146	12
94G041	8	96G048	11	96G147	11
94G042	8	96G049	11	96G148	11
94G043	8	96G050	11	96G149	11
94G044	8	96G051	11	96G150	11
94G045	8	96G052	11	96G151	12
94G046	8	96G053	11	96G152	12
94G047	8	96G055	11	96G153	13
94G048	9	96G056	11	96G154	13
94G049	9	96G057	11	96G155	12
94G050	9	96G058	11	96G156	12
94G051	9	96G059	11	96G157	13
94G052	9	96G060	11	96G158	13
94G053	9	96G061	11	96G159	12
94G054	9	96G062	11	96G160	12
94G055	9	96G068	11	96G161	13
94G056	9	96G069	11	96G162	13
94G057	9	96G070	11	96G163	11
94G058	9	96G071	11	96G164	12
94G059	9	96G072	11	96G165	13
94G060	9	96G073	11	96G166	12
94G061	9	96G075	11	96G167	11
94G062	9	96G076	11	96G168	12
94G063	8	96G077	11	96G169	13
94G064	8	96G078	11	96G171	11
94G065	8	96G079	11	96G172	11
94G066	8	96G080	11	96G174	13
94G067	8	96G081	11	96G175	13
94G068	8	96G082	11	96G176	13
94G069	8	96G088	12	96G178	12
94G070	8	96G089	12	96G182	11
94G071	8	96G090	12	96G183	12
94G072	8	96G092	12	96G184	11
94G073	8	96G093	12	96G186	13
94G074	8	96G094	12	96G188	13
94G075	8	96G096	12	96G189	11
94G076	8	96G097	12	96G190	13
94G077	8	96G098	13	96G192	11
96G000	11	96G099	13	96G194	11
96G001	11	96G100	13	96G195	13
96G002	11	96G103	12	96G196	11
96G003	11	96G104	12	96G197	12
96G005	11	96G105	12	96G199	11
96G006	11	96G106	12	96G201	13
96G007	11	96G107	12	96G207	14
96G008	11	96G108	12	96G208	14
96G011	11	96G109	12	96G209	14
96G012	11	96G110	13	96G210	14
96G013	11	96G111	13	96G211	14
96G014	11	96G112	13	96G212	14
96G017	12	96G113	12	96G213	14
96G018	12	96G115	13	96G214	14
96G019	12	96G116	13	96G215	14
96G020	12	96G118	12	96G217	14
96G021	12	96G119	12	96G221	12
96G023	12	96G120	12	96G222	12
96G024	12	96G121	12	96G223	12
96G025	12	96G122	12	96G224	12
96G026	12	96G123	12	96G225	12
96G027	11	96G124	12	96G226	12
96G028	11	96G125	13	96G227	12
96G029	11	96G126	13	96G228	12
96G030	12	96G127	13	96G235	13

Index

Part No.	Page No.	Part No.	Page No.	Part No.	Page No.
96G237	11	122567	26	124089	94
96G238	11	122568	26	124090	94
96G239	11	122569	26	124091	94
96G240	11	122570	26	124092	94
96G241	11	122571	26	124113	94
96G243	11	122572	26	124114	94
96G247	11	122573	26	124115	94
100040	99	122574	26	124300	15
100054	98	122575	26	124301	15
100206	98	122576	26	124333	15, 91
100848	98	122577	26	124594	15
100854	98	122578	26	124595	15, 16
105474	31	122579	26	124640	15
110712	98	122580	26	126005	15
111697	99	122581	27	126030	59
113093	99	122582	27	126217	8, 9
114901	58	122583	27	126218	9
114902	58	122584	27	126219	9
114903	58	122585	27	126220	9
114904	58	122586	27	126247	72
114905	58	122587	27	126248	72
114909	58	122588	27	126249	72
114911	58	122589	27	126250	72
114912	58	122590	27	126251	72
114913	58	122591	27	126252	72
114914	58	122592	27	126331	15
114915	58	122593	27	127012	99
114916	59, 60	122594	27	127123	16
115010	78	122595	27	127145	99
115120	59	122596	27	127512	99
115122	15, 87	122597	27	127513	99
115124	92, 118, 123	122598	27	127514	99
117206	58	122789	50	127515	99
118206	58	122790	50	127551	97
121474	16, 31, 111	122791	50	127552	62, 97
121654	48	122792	50	127553	62, 97
121655	48	122793	50	127554	97
121656	48	122794	50	127555	62, 97
121657	48	122795	50	127722	97
121658	49	122796	50	127723	97
121659	49	122797	50	127724	97
121660	49	122798	50	127725	97
121661	49	122799	50	127782	106, 109
121662	49	122800	50	128006	97
121663	49	122801	50	128254	31
121664	49	122804	48	128255	31
121665	49	122805	48	128256	113
121666	49	122806	48	128257	31
121667	49	122807	48	128305	31
121668	49	122808	48	128561	62, 97
121669	49	122825	49	128562	62, 97
121670	49	122826	49	128563	62, 97
121671	49	122827	49	128564	62, 97
121672	49	122841	50	128565	62, 97
122276	64, 70, 74	122861	50	128566	99
122545	26	122862	50	128567	99
122546	26	122863	50	128568	99
122547	26	122864	50	128570	62, 97
122548	26	122865	50	128571	62, 97
122549	26	122866	50	128572	62, 97
122550	26	122868	50	128573	62, 97
122551	26	122869	50	128579	62, 97
122552	26	122885	50	128580	62, 97
122553	26	122886	50	128581	97
122554	26	122887	50	128582	62, 97
122555	26	122888	50	128862	97
122556	26	122889	50	129644	106, 109
122557	26	122890	50	129752	110
122558	26	122891	50	129755	106, 109
122559	26	122895	26, 27	129759	106, 109
122560	26	122896	27	129761	109
122561	26	122897	27	129763	109
122562	26	122898	27	129781	25
122563	26	122899	27	129801	109
122564	26	122989	50	129871	109
122565	26	122990	50	129872	109
122566	26	123358	8, 9, 16	130280	91

Index

Part No.	Page No.	Part No.	Page No.	Part No.	Page No.
130281.....	97	556014.....	25	556764.....	95, 97
130282.....	91	556015.....	25	556773.....	95
130283.....	91	556016.....	25	556812.....	144
131164.....	97	556018.....	25, 37	556939.....	144
131169.....	109	556019.....	25, 37	556944.....	144
131200.....	109	556023.....	103	557132.....	94
131214.....	91	556024.....	103	557134.....	83
131215.....	91	556025.....	103	557153.....	94
131216.....	91	556026.....	137	557154.....	94
131217.....	108, 111	556327.....	70	557207.....	134
150287.....	98	556371.....	65, 68, 74	557213.....	69
156022.....	98	556402.....	95, 98	557214.....	69
156296.....	98	556403.....	95, 98	557215.....	69
156580.....	98	556404.....	98	557225.....	69
156849.....	98	556407.....	95, 99	557226.....	69
158683.....	97	556408.....	98	557270.....	18, 19, 21, 44, 134
159842.....	98	556416.....	98	557271.....	18, 19, 21, 44, 134
162024.....	99	556419.....	99	557272.....	18, 19, 21, 44
165198.....	98	556420.....	95, 99	557273.....	18, 19, 21, 44
200389.....	39	556424.....	80	557278.....	96
224751.....	118	556429.....	98	557285.....	17
239887.....	118	556448.....	95	557286.....	22
241485.....	118	556513.....	70	557287.....	17
241486.....	118	556514.....	70	557293.....	22
241572.....	118	556540.....	70, 74	557323.....	76
241573.....	118	556568.....	70	557349.....	68, 74, 99
243159.....	118	556570.....	70	557352.....	15, 96
243170.....	118	556572.....	78	557374.....	52
243191.....	118	556586.....	51	557391.....	76
243501.....	118	556587.....	51	557392.....	95, 98, 111
244023.....	118	556624.....	144	557393.....	95, 98, 111
247443.....	117, 118	556632.....	95	557395.....	52, 95, 98
247444.....	118	556633.....	95	557422.....	88
247450.....	117, 118	556634.....	62, 95, 97	557423.....	88
247456.....	118	556635.....	95	557488.....	76
247457.....	118	556636.....	52, 95	557489.....	76
247538.....	118	556637.....	52, 95	557490.....	76
247540.....	117, 118	556638.....	52, 95, 111	557491.....	76
247574.....	118	556639.....	52, 95	557492.....	76
247575.....	118	556640.....	52, 95	557493.....	76
247700.....	118	556642.....	52, 95	557494.....	76, 80
247701.....	123	556643.....	52, 95	557509.....	76
247702.....	123	556644.....	52, 95, 111	557515.....	65
247703.....	118	556645.....	52, 95	557516.....	65
247704.....	118	556646.....	52, 95	557517.....	65
247705.....	118	556647.....	52, 95	557518.....	65
247706.....	118	556648.....	52, 95	557519.....	65
247707.....	118	556649.....	95	557520.....	65
247886.....	16, 108, 111	556650.....	95	557546.....	90
247902.....	118	556651.....	52	557547.....	27
247970.....	118	556652.....	95	557559.....	96
256778.....	17	556653.....	95	557641.....	28, 29
256907.....	138	556654.....	52	557700.....	94
256908.....	138	556656.....	95	557701.....	94
256929.....	138	556660.....	52, 95, 111	557713.....	21, 44
258262.....	141	556661.....	95	557721.....	70
258263.....	141	556662.....	95	557731.....	68, 74
258301.....	83	556664.....	97	557732.....	68, 74
258347.....	83	556666.....	52, 95	557733.....	68, 74
258348.....	113, 114	556670.....	95	557734.....	68, 74
312349.....	118	556677.....	47	557735.....	68, 74
313855.....	101	556687.....	124	557736.....	68, 74
553322.....	19	556688.....	124	557737.....	70
555406.....	78	556689.....	124	557738.....	68
555453.....	98	556690.....	124	557739.....	68
555457.....	72	556691.....	124	557740.....	68
555726.....	62, 95, 97	556692.....	124	557741.....	91
555727.....	95	556693.....	124	557745.....	91
555741.....	124	556694.....	124	557746.....	91
555742.....	124	556700.....	140	557747.....	91
555743.....	124	556721.....	124	557752.....	91
555749.....	95, 98	556722.....	124	557766.....	78
555808.....	51	556723.....	124	557767.....	78
555888.....	98	556724.....	124	557768.....	78
556011.....	25	556725.....	124	557769.....	78
556012.....	25	556762.....	95, 98	557770.....	78
556013.....	25	556763.....	95, 97	557771.....	78

Index

Part No.	Page No.	Part No.	Page No.	Part No.	Page No.
557772.....	78	558310.....	48	560919.....	68, 74
557774.....	78	558311.....	50	560920.....	70, 74
557779.....	94	558312.....	50	560936.....	68, 74
557781.....	33, 35, 90	558313.....	50	560943.....	68, 74
557803.....	94	558314.....	50	560953.....	69
557804.....	94	558315.....	50	560956.....	72
557806.....	94	558316.....	50	560973.....	72
557807.....	94	558317.....	50	560974.....	72
557810.....	22	558318.....	50	561029.....	78
557811.....	94	558319.....	50	561031.....	83
557813.....	24	558320.....	50	561032.....	83
557814.....	24	558321.....	50	561102.....	76, 78
557815.....	24	558322.....	50	561113.....	52
557816.....	24	558323.....	50	561114.....	52
557817.....	24	558324.....	50	561131.....	52
557818.....	24	558325.....	50	561132.....	52
557819.....	24	558326.....	50	561143.....	47
557820.....	24	558327.....	50	561215.....	47
557821.....	22	558328.....	50	561216.....	47
557822.....	22	558329.....	50	561217.....	47
557824.....	142	558330.....	50	561218.....	47
557825.....	22, 33	558331.....	50	561219.....	47
557826.....	28, 29, 35	558332.....	50	561220.....	47
557827.....	142	558633.....	72	561430.....	98
557828.....	92	558795.....	99	562500.....	65
557829.....	15, 16, 33, 92	558799.....	68, 74	562501.....	65
557830.....	92	558881.....	141	562502.....	65
557864.....	40, 41, 96	558895.....	24	562503.....	65
557866.....	96	558899.....	29	562504.....	65
557877.....	52	558906.....	52	562505.....	65
557880.....	52	558910.....	98	562508.....	65
557898.....	51	558933.....	91	562509.....	65
557901.....	51	558938.....	91	562510.....	65
557925.....	38, 102	558947.....	92	562511.....	65
557941.....	108, 111	558948.....	96	562512.....	65
557943.....	52	558949.....	24	562513.....	65
557944.....	52, 97, 99	558950.....	24	562514.....	75
557945.....	52	558951.....	24	562515.....	75
557946.....	52	558953.....	24	562516.....	75
557947.....	52	558954.....	24	562517.....	75
557950.....	95, 99	558955.....	24	562518.....	76
557954.....	95	558959.....	39	562519.....	76
557955.....	95	559037.....	134	562520.....	76
557963.....	52	560477.....	83	562521.....	76
557966.....	109	560478.....	83	562522.....	76
557968.....	95	560528.....	95, 99	562523.....	76
557969.....	98	560530.....	95, 97	562524.....	76
557997.....	24	560532.....	95, 98	562525.....	76
557998.....	24	560533.....	95, 97	562526.....	76
558018.....	91	560534.....	95, 97, 111	562527.....	76
558021.....	69, 91	560535.....	98	562528.....	76
558022.....	69, 91	560537.....	98	562529.....	76
558023.....	91	560540.....	98	562530.....	76
558024.....	91	560541.....	98	562531.....	76
558025.....	91	560542.....	98	562532.....	76
558026.....	91	560543.....	98	562533.....	76
558031.....	28, 29, 102	560576.....	76	562534.....	76
558156.....	47	560577.....	76	562535.....	76
558157.....	47	560591.....	80	562536.....	76
558158.....	47	560592.....	80	562538.....	75
558159.....	47	560593.....	80	562539.....	75
558189.....	47	560594.....	80	562540.....	75
558220.....	47	560595.....	80	562541.....	75
558289.....	134, 143	560596.....	80	562542.....	75
558290.....	134, 143	560597.....	80	562543.....	75
558291.....	134	560598.....	80	562545.....	75
558292.....	134	560600.....	80	562546.....	75
558293.....	134	560601.....	80	562547.....	139
558294.....	134	560602.....	80	562548.....	139
558295.....	134	560603.....	80	562549.....	139
558296.....	28, 47	560604.....	80	562550.....	139
558297.....	96	560605.....	80	562551.....	139
558298.....	96	560606.....	80	562552.....	139
558306.....	48	560620.....	76	562553.....	139
558307.....	48	560643.....	65	562554.....	139
558308.....	48	560645.....	65	562555.....	139
558309.....	48	560734.....	31	562561.....	139

Index

Part No.	Page No.	Part No.	Page No.	Part No.	Page No.
562562.....	139	562743.....	67	562902.....	20
562563.....	139	562744.....	67	562903.....	20
562564.....	139	562745.....	67	562904.....	32, 34, 41
562565.....	139	562746.....	67	562905.....	33, 35, 41
562566.....	139	562747.....	67	562906.....	33, 35
562567.....	139	562748.....	67	562907.....	38
562569.....	76	562755.....	71	562908.....	19, 21, 44
562570.....	79	562756.....	71	562910.....	33, 35
562571.....	79	562757.....	71	562911.....	33
562572.....	79	562758.....	71	562916.....	76
562573.....	79	562759.....	71	562917.....	76
562574.....	79	562760.....	71	562918.....	140
562575.....	79	562813.....	77	562919.....	140
562576.....	79	562814.....	77	562925.....	141
562577.....	79	562815.....	77	562926.....	141
562578.....	80	562816.....	77	562927.....	141
562579.....	80	562817.....	77	562928.....	141
562580.....	80	562818.....	77	562929.....	141
562581.....	80	562819.....	77	562949.....	124
562582.....	80	562820.....	77	562950.....	124
562583.....	80	562821.....	77	562951.....	140
562584.....	80	562822.....	77	562952.....	141
562585.....	80	562823.....	77	562988.....	124
562627.....	138	562824.....	77	562994.....	83
562629.....	138	562825.....	78	562995.....	95
562642.....	96	562826.....	78	563013.....	134
562647.....	96	562827.....	78	563014.....	23, 33, 38
562653.....	64	562828.....	78	563015.....	18, 21, 33, 35, 38, 44
562654.....	64	562829.....	78	563016.....	21, 33, 35, 38, 44
562655.....	64	562830.....	78	563020.....	141
562656.....	64	562831.....	78	563024.....	141
562657.....	64	562832.....	78	563030.....	144
562658.....	64	562833.....	78	563031.....	144
562659.....	64	562834.....	78	563032.....	144
562660.....	68	562835.....	77	563033.....	144
562679.....	73	562837.....	25	563041.....	144
562680.....	73	562838.....	25	563042.....	144
562681.....	73	562839.....	25	563043.....	144
562682.....	73	562840.....	25	563044.....	144
562683.....	73	562841.....	25	563046.....	96
562684.....	73	562842.....	25	563047.....	96
562685.....	73	562843.....	25	563048.....	83, 96
562686.....	73	562844.....	25	563049.....	83, 96
562687.....	73	562845.....	37	563051.....	96
562688.....	73	562846.....	37	563052.....	96
562689.....	73	562847.....	25	563054.....	96
562690.....	73	562849.....	25	563055.....	96
562711.....	67	562850.....	25	563058.....	96
562712.....	67	562851.....	25	563060.....	96
562713.....	67	562852.....	25	563061.....	96
562714.....	67	562854.....	36	563068.....	93
562715.....	67	562855.....	36	563069.....	93
562716.....	67	562857.....	39	563070.....	93
562717.....	67	562858.....	45	563072.....	36
562718.....	67	562860.....	45	563073.....	94
562720.....	67	562861.....	45	563074.....	69, 94
562721.....	67	562872.....	38, 102	563075.....	93
562722.....	67	562880.....	94	563076.....	93
562723.....	67	562881.....	94	563077.....	93
562724.....	67	562882.....	94	563078.....	93
562725.....	67	562883.....	94	563079.....	93
562726.....	67	562884.....	33, 35, 41	563080.....	93
562727.....	67	562885.....	33, 35, 41	563091.....	83, 94
562729.....	67	562886.....	33, 35	563092.....	94
562730.....	67	562887.....	33, 35	563093.....	94
562731.....	67	562888.....	33, 35	563094.....	94
562732.....	67	562889.....	32, 34, 41	563095.....	94
562733.....	67	562890.....	32, 34, 41	563096.....	94
562734.....	67	562891.....	32, 34	563097.....	94
562735.....	67	562892.....	18, 20, 21, 38, 44	563100.....	94
562736.....	67	562893.....	18, 20, 21, 38, 44	563102.....	94
562737.....	67	562894.....	20, 21, 44	563103.....	94
562738.....	67	562895.....	18, 20, 21, 43, 44	563111.....	141
562739.....	67	562896.....	18, 19, 20, 21, 38, 43, 44	563113.....	140
562740.....	67	562897.....	19, 20, 21, 38, 43, 44	563127.....	83
562741.....	67	562898.....	19, 20, 21, 43, 44	563128.....	83
562742.....	67	562899.....	19, 20, 21, 43, 44	563129.....	83

Index

Part No.	Page No.	Part No.	Page No.	Part No.	Page No.
563130.....	83	563236.....	86	563385.....	21, 44
563131.....	83	563237.....	86	563386.....	18, 19, 21, 44
563132.....	83	563239.....	86	563387.....	18, 19, 21, 44
563137.....	17	563240.....	86	563388.....	18, 19, 21, 44
563145.....	94	563241.....	86	563389.....	18, 19, 21, 44
563146.....	95	563242.....	86	563393.....	40
563147.....	95	563243.....	86	563421.....	68, 74
563148.....	95	563244.....	86	563422.....	68, 74
563150.....	95	563245.....	86	563424.....	68, 74
563154.....	95	563250.....	90	563425.....	68, 74
563156.....	15, 87	563251.....	68, 74, 90	563427.....	91
563157.....	15, 87	563252.....	86	563435.....	70, 74
563158.....	15, 87	563253.....	86	563436.....	70, 74
563159.....	15, 87	563254.....	86	563437.....	70, 74
563160.....	15, 40, 87	563255.....	86	563438.....	70, 74
563161.....	15, 87	563256.....	86	563439.....	70, 74
563162.....	28, 47, 87	563257.....	86	563440.....	70, 74
563164.....	87	563258.....	86	563444.....	68, 74
563165.....	87	563260.....	90	563447.....	68
563166.....	87	563269.....	90	563448.....	69
563167.....	87	563270.....	64, 90	563451.....	68
563168.....	87	563271.....	64, 90	563452.....	69
563169.....	87	563272.....	68, 90	563453.....	69
563170.....	87	563273.....	68, 90	563454.....	69
563171.....	87	563275.....	84	563455.....	69
563172.....	87	563276.....	84	563456.....	69
563173.....	87	563277.....	80	563457.....	69
563174.....	87	563278.....	80	563460.....	69
563175.....	87	563279.....	68	563461.....	69
563176.....	87	563287.....	76	563463.....	69
563178.....	95, 98	563301.....	27	563464.....	69
563179.....	21, 44, 89	563304.....	32	563465.....	70, 74
563182.....	89	563305.....	46	563467.....	69
563183.....	89	563306.....	32	563468.....	69
563184.....	21, 44, 89	563307.....	46	563469.....	68, 74
563185.....	89	563308.....	32	563470.....	68, 74
563186.....	89	563315.....	31, 33, 35, 38	563471.....	68, 74
563187.....	89	563316.....	21, 33, 35, 38, 44	563472.....	68, 74
563188.....	89	563317.....	18, 21, 33, 35, 38, 44	563476.....	91
563191.....	89	563318.....	33, 38	563477.....	91
563192.....	89	563319.....	32, 34	563478.....	91
563193.....	89	563320.....	32, 34	563480.....	94
563194.....	89	563321.....	32, 34	563482.....	69
563195.....	96	563322.....	18, 19, 21, 33, 35, 38, 43, 44	563483.....	69
563196.....	96	563323.....	17, 32	563484.....	91
563197.....	96	563324.....	17, 32	563485.....	15, 91
563198.....	96	563325.....	33	563486.....	91
563199.....	96	563326.....	33	563489.....	83
563200.....	96	563327.....	33	563493.....	69
563201.....	96	563329.....	32	563494.....	69
563202.....	96	563330.....	17, 32	563495.....	85, 91
563203.....	96	563331.....	17, 32	563501.....	16, 91
563205.....	96	563332.....	31, 33, 35, 38	563502.....	145
563206.....	96	563337.....	32	563503.....	145
563207.....	96	563339.....	33	563504.....	145
563208.....	96	563340.....	33	563505.....	145
563209.....	96	563341.....	33	563506.....	145
563210.....	96	563345.....	46	563507.....	94
563211.....	96	563346.....	17	563508.....	94
563212.....	95	563355.....	17, 32	563509.....	94
563213.....	95	563356.....	17, 120	563510.....	94
563214.....	95	563358.....	34	563511.....	94
563215.....	95	563359.....	34	563512.....	94
563221.....	88	563361.....	34	563513.....	94
563222.....	88	563362.....	34	563514.....	94
563223.....	88	563363.....	34	563515.....	94
563224.....	88	563364.....	34	563516.....	94
563225.....	88	563365.....	34	563518.....	78
563226.....	88	563367.....	34	563519.....	78
563228.....	88	563374.....	29	563520.....	78
563229.....	88	563375.....	29, 96	563521.....	78
563230.....	146	563376.....	29	563522.....	78
563231.....	86	563378.....	35	563524.....	78
563232.....	86	563379.....	29	563525.....	78
563233.....	86	563380.....	20, 21, 44	563526.....	78
563234.....	86	563383.....	19, 21, 43, 44	563527.....	78
563235.....	86	563384.....	21, 44	563555.....	64

Index

Part No.	Page No.	Part No.	Page No.	Part No.	Page No.
563557	24	563911	146	564058	134
563558	22	563912	36	564059	89
563565	142	563913	36	564065	28
563566	142	563914	103	564067	28
563571	38	563915	20	564068	28
563572	38	563916	20	564086	108
563573	38	563917	76, 78	564090	110
563574	38	563918	142	564138	26
563575	38	563919	142	564194	114
563576	38	563920	142	564200	86
563577	38	563921	20	564205	65
563578	38	563926	80	564210	139
563579	38	563928	70, 74	564211	139
563580	41	563929	70, 74	564212	139
563589	113	563930	29	564213	139
563590	113	563933	69	564214	139
563593	113	563939	124	564219	139
563625	113	563940	83	564222	139
563644	113, 114	563941	83	564223	139
563645	113, 114	563942	83	564225	139
563646	113, 114	563945	35	564226	139
563647	114	563952	89	564227	139
563648	113, 114	563954	89	564229	139
563654	113, 114	563955	89	564244	138
563655	113, 114	563956	89	564264	33, 35
563706	113, 114	563957	89	564270	20
563727	114	563959	89	564271	20
563728	113, 114	563960	89	564272	140
563759	95	563961	89	564276	141
563762	38	563962	20, 89	564277	141
563769	51	563963	89	564278	141
563770	52	563964	89	564279	141
563776	95	563965	20, 89	564280	141
563777	95	563966	89	564282	141
563789	110	563969	91	564283	141
563796	110	563970	91	564317	124
563810	116	563984	108	564318	21, 44
563814	113	563994	108	564322	33
563824	116	564003	94	564334	140
563829	115	564004	94	564336	141
563840	115	564005	94	564337	83
563842	115	564006	94	564343	94
563848	115	564007	94	564348	83
563849	115	564008	94	564350	95
563850	115	564009	94	564352	95
563851	115	564010	94	564355	88
563852	115	564012	42	564356	64, 90
563853	116	564015	134	564357	90
563854	113, 114	564019	47	564365	40
563855	116	564020	47	564375	34
563856	114	564021	47	564376	29
563857	114	564022	47	564377	21, 44
563858	113, 114	564023	47	564378	40
563859	114	564024	47	564379	40
563860	114	564025	47	564381	40
563862	114	564026	47	564383	40
563863	116	564027	47	564384	40
563864	116	564028	47	564385	40
563865	115	564029	47	564386	40
563866	115	564030	47	564387	40
563874	113	564031	47	564389	40
563877	116	564032	47	564399	91
563878	115	564033	47	564400	91
563880	115	564034	47	564401	91
563881	115	564035	47	564402	91
563884	115	564036	47	564403	91
563888	113	564038	47	564406	94
563893	116	564039	47	564411	24
563895	116	564040	47	564412	22
563896	116	564041	47	564413	22
563898	19	564042	47	564414	22
563900	45	564043	47	564415	22
563901	45	564044	47	564419	41
563902	32	564045	47	564420	41
563903	32	564046	47	564421	41
563904	32	564047	47	564422	41
563909	35	564053	47, 94	564423	41

Index

Part No.	Page No.	Part No.	Page No.	Part No.	Page No.
564439	28	LM9521	19	MBB2DC	128
564443	83	MAACB	126	MBB2DG	128
564444	83	MAADB	126	MBB2DM	128
564445	83	MAAEB	126	MBB3CA	128
567251	68, 74	MAAEC	126	MBC0AA	128
567270	19	MAABB	126	MBC0AC	128
567272	19	MAABBC	126	MBC0AE	128
568906	40	MAABBF	126	MBC0AG	128
571026	15	MAABBG	126	MBC0AL	128
571028	15	MAABDB	126	MBC0AS	128
571030	15	MAABDC	126	MBC1EB	128
571031	15	MAABEB	126	MBC1EE	128
571032	15	MAABEF	126	MBC1EJ	128
571033	15	MABAAB	126	MBC1FE	128
571036	15	MABACH	126	MBC2BL	128
571041	14, 15	MABAFB	126	MBC2CM	128
571058	15	MBAFG	126	MBC2CN	128
571063	15	MBAHC	126	MBC2DB	128
571064	16	MBAHG	126	MBC2EA	128
571070	15	MBAJA	126	MBC2EB	128
571159	16	MABBAC	126	MBC2ED	128
571162	16	MABBCG	126	MBC2EF	128
571169	16	MABBEC	126	MBC2FB	128
571170	16	MABBE	126	MBC2FE	128
571171	16	MABBF	126	MBC2FG	128
571172	16	MABBF	126	MBC2FL	128
571286	14	MABBG	126	MBC3EB	128
571287	14	MABGB	126	MBC5DE	128
571288	14	MABGC	126	MBC7CM	128
571289	14	MABGF	126	MBD0AA	128
B32009	15	MABHC	126	MBD0AE	128
LM1635	18	MABHG	126	MBD0AH	128
LM2323	18	MACAEH	126	MBD0AL	128
LM2533	18	MACAGH	126	MBD0AM	128
LM3131	18	MACAHF	126	MBD0AN	128
LM4211	43	MACAKE	126	MBD1DN	128
LM4451	18	MACALC	126	MBD1EE	128
LM4523	18	MACANB	126	MBD1EM	128
LM4533	18	MACBJB	126	MBD1EN	128
LM5111	18	MACBKA	126	MBD1FA	129
LM5114	18	MACBLC	126	MBD1FN	129
LM5211	43	MACBLG	126	MBD1GL	129
LM5214	43	MADBCC	126	MBD1GN	129
LM5311	18	MADBLH	126	MBD1GT	129
LM5331	18	MADBSG	126	MBD1JA	129
LM5514	18	MAEAA	126	MBD2BR	129
LM5521	18	MAEBGE	126	MBD2DA	129
LM5544	18	MBA0AA	127	MBD2DD	129
LM5644	18	MBA0AM	127	MBD2DF	129
LM6211	19	MBA0AN	127	MBD2DM	129
LM6214	43	MBA1BA	127	MBD2FF	129
LM6311	19	MBA1CB	127	MBD2FR	129
LM6314	19	MBA1CF	127	MBD2GA	129
LM6334	19	MBA1CM	127	MBD2GK	129
LM6344	19	MBA2BF	127	MBD2GL	129
LM6514	19	MBA2BR	127	MBD2GR	129
LM6524	19	MBA2CE	127	MBD2GZ	129
LM6534	19	MBA2CR	127	MBD2JA	129
LM6544	19	MBA3CD	127	MBD2JB	129
LM7211	43	MBB0AA	127	MBD2JE	129
LM7214	19	MBB0AB	127	MBD3FC	129
LM7344	19	MBB0AC	127	MBD3GA	129
LM7514	19	MBB0AG	127	MBD5GE	129
LM7534	19	MBB0AH	127	MBD7HN	129
LM7544	19	MBB0AM	127	MBE0AA	129
LM7614	19	MBB0AN	127	MBE0AC	129
LM7654	19	MBB1CM	127	MBE0AE	129
LM8211	43	MBB1CZ	127	MBE0AG	129
LM8314	19	MBB1DA	127	MBE0AH	129
LM8334	19	MBB1DM	127	MBE1FJ	129
LM8354	19	MBB2BB	127	MBE1HN	129
LM8454	19	MBB2CA	127	MBE1JA	129
LM8531	19	MBB2CB	127	MBE1JE	129
LM8534	19	MBB2CD	127	MBE1JM	129
LM8554	19	MBB2CE	128	MBE1KM	129
LM9331	19	MBB2CM	128	MBE1MC	129
LM9511	19	MBB2CN	128	MBE1ME	129

Index

Part No.	Page No.	Part No.	Page No.	Part No.	Page No.
MBE1NG	129	MBM2JL	131		
MBE1NR	129	MBM3FL	131		
MBE2ER	129	MBM4EM	132		
MBE2JM	129	MBN1BM	132		
MBE2KA	130	MBN1JM	132		
MBE2KG	130	MBN1KM	132		
MBE2KL	130	MBN1LN	132		
MBE2KN	130	MBN1MN	132		
MBE2KZ	130	MBN1NK	132		
MBE2LA	130	MBN2JK	132		
MBE2LL	130	MBN2MN	132		
MBE2NA	130	MBN3DN	132		
MBE2NE	130	MBN3NK	132		
MBE2NM	130	MBP0AW	132		
MBE2NT	130	MBP1RU	132		
MBE4EN	130	MBP1SU	132		
MBE5CA	130	MBP2NW	132		
MBF0AA	130	MBP2NY	132		
MBF0AE	130	MBR0AY	132		
MBF0AG	130	MBR1UY	132		
MBF0AH	130	MBR1VU	132		
MBF1RA	130	MBR1WU	132		
MBF1SA	130	MBR7VY	132		
MBF2JA	130	MBS0AU	132		
MBF2MD	130	MBS0AX	132		
MBF2NB	130	MBS0AY	132		
MBF2NE	130	MBS2XA	132		
MBF2PA	130	MBS2ZA	132		
MBF2PE	130	MBS3LY	132		
MBF2RC	130	MM1111	22		
MBF2TE	130	MM1112	22		
MBF3CA	130	MM1121	22		
MBF3NA	130	MM1122	22		
MBF3PA	130	MM1212	22		
MBG0AA	130	MM1222	22		
MBG0AC	130	MM1311	22		
MBG0AE	130	MM1312	22		
MBG0AG	130	MM1322	22		
MBG0AH	130	MM1411	22		
MBG1VA	130	MM1412	22		
MBG1WA	130	MM1422	22		
MBG2TE	130	MM2112	22		
MBH0AA	130	MM2122	22		
MBH0AE	130	MM2211	22		
MBH2UA	130	MM2212	22		
MBH2ZE	130	MM2221	22		
MBH3ZA	131	MM2222	22		
MBJ1BM	131	MM2312	22		
MBJ1CN	131	MM2322	22		
MBK0AL	131	MM2411	22		
MBK0AN	131	MM2412	22		
MBK1BN	131	MM3112	22		
MBK1CM	131	MM3122	22		
MBK1CN	131	MM3211	22		
MBK2CN	131	MM3212	22		
MBK2DA	131	MM3312	22		
MBK2DC	131	MM3322	22		
MBK2DF	131	MM3411	22		
MBK3CL	131	MM3412	22		
MBK3DK	131	MM3422	22		
MBL0AA	131				
MBL0AM	131				
MBL0AN	131				
MBL1EA	131				
MBL1EN	131				
MBL2EA	131				
MBL2EN	131				
MBL2FN	131				
MBL3CN	131				
MBL7CM	131				
MBM1HN	131				
MBM1JM	131				
MBM2EK	131				
MBM2EM	131				
MBM2FN	131				
MBM2GM	131				
MBM2GN	131				

AMERICAS

MINNESOTA

Worldwide Headquarters
Graco Inc.
88 11th Avenue N.E.
Minneapolis, MN 55413

MAILING ADDRESS

P.O. Box 1441
Minneapolis, MN 55440-1441
Tel: 612-623-6000 Fax: 612-623-6777

EUROPE

BELGIUM

Graco BVBA
Industrieterrein-Oude Bunders
Slakweidestraat 31
B-3630 Maasmechelen,
Belgium
Tel: 32 89 770 700 Fax: 32 89 770 777

ASIA PACIFIC

AUSTRALIA

Graco Australia Pty Ltd.
Suite 17, 2 Enterprise Drive
Bundoora, Victoria 3083
Australia
Tel: 61 3 9468 8500 Fax: 61 3 9468 8599

CHINA

Graco Hong Kong Ltd.
Shanghai Representative Office
Building 7
1029 Zhongshan Road South,
Huangpu District
Shanghai, 200011
The People's Republic of China
Tel: 86 21 649 50088 Fax: 86 21 649 50077

INDIA

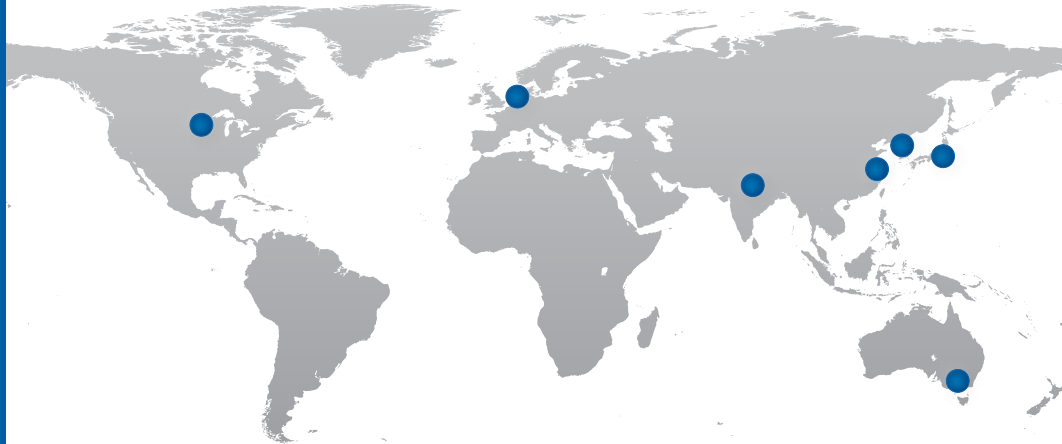
Graco Hong Kong Ltd.
India Liaison Office
Room 443, Level 4
Augusta Point, Golf Course Road
Gurgaon, Haryana, India 122001
Tel: 91 124 435 4208 Fax: 91 124 435 4001

JAPAN

Graco K.K.
1-27-12 Hayabuchi
Tsuzuki-ku
Yokohama City, Japan 2240025
Tel: 81 45 593 7300 Fax: 81 45 593 7301

KOREA

Graco Korea Inc.
Shinhan Bank Building
4th Floor #1599
Gwangyang-Dong, Dongan-Ku,
Anyang-si, Korea 431-060
Tel: 82 31 476 9400 Fax: 82 31 476 9801



Graco's got you covered

Facilities Worldwide for Global Support



Quality First

At Graco we pride ourselves on providing best-in-class products. Engineered solutions are manufactured in our own facilities, with the highest standards in the industry. We provide you with world-class customer support and expertise to help solve your lubrication challenges.



Global Reach

Graco has facilities across the globe to provide you with the products and service *you* need, where *you* live. Plus, Graco has dedicated field experts in all areas of the world to support the products we sell.



Product Capabilities

Graco has a broad range of products to provide solutions that meet your needs. Our products are engineered and tested to perform in the harshest environments so you can be certain your equipment is protected and working at peak performance.

Contact us today!

Call **800-533-9655** to speak with a Graco representative,
or visit **www.graco.com** for more information.

